



Product Specifications.

Merillat

the dream kitchen for the real world.



Looking for Merillat Essentials® Sales Support? These resources can help.



Merillat.

the dream kitchen
for the real world.

Merillat.com

This consumer-facing website offers many ways to inspire organizational solutions in beautiful cabinetry options, as well as drive business to our dealers. Here are some highlights:

- View inspirational designs and photos.
- Download floor plan drawings from photosets to gather design ideas.
- Visualize door styles by wood species and finish.
- Use the "Features & Accessories for Your Lifestyle" to view organizational solutions by room type.
- Engage consumers by directing them to the "Step-by-Step Kitchen Planner" to create a mood board to share with their designer.
- Educate consumers about wood characteristics, installation, Merillat sustainability initiatives, and do's and don'ts of cabinetry care.

Merillatbusiness.com

If you're not currently registered for MerillatBusiness.com, you could be missing important product and brand information that can assist you with your Merillat sales efforts. It's quick and easy, so visit the site and register today. It will enable you to:

- Check order status.
- Download or order product literature, like the product brochure, specification and price books, door/style finish codes, and 20-20 design updates. (For question on 20-20 Design, email creator@mascocabinetry.com.)
- Download promotional materials, such as brand campaign print ads, direct mail postcards, videos and counter cards.
- Order samples and displays, like wood chips, selection centers, and sample doors and backer cards.

Merillat Customer Care Resources

Electronic means are convenient, but sometimes you just need to talk to a person, and Merillat Customer Care consultants are here to help. Your consultant can help you:

- Order product.
- Follow up on orders or track delivery progress.
- Discuss product situations or address invoice questions.

Your Merillat Account Manager is there to help you ...every step of the way. Make sure to contact them whenever you have questions, concerns or need information.

Additional assistance is available through Customer Care:
distribution@mascocabinetry.com / (855) 896-9803



Merillat cabinetry carries the seal of the Kitchen Cabinet Manufacturers Association, meaning our cabinets exceed or meet the recommended minimum construction and performance standards outlined by the American National Standards Institute (ANSI/KCMA) Specification A161.1.

Masco Cabinetry LLC is proud to demonstrate its commitment to environmental sustainability through the certification, administered by the KCMA. All Masco Cabinetry facilities have also obtained ISO 14001 certificate of approval, demonstrating our commitment to reducing the impact of operations on the environment.

Table of Contents

	Page
How to Use The Product Specifications Catalog	2
Computer Design Software	3
Door Styles	4 - 6
Toespace Dimensional Details	7
Wall Cabinets	8 - 10
Wall Cabinet Accessories	11 - 14
Base Cabinets.	15 - 22
Base Cabinet Accessories	23 - 28
Access Cabinets	29
Tall Cabinets.	30 - 32
Tall Cabinet Accessories	33, 34
Bath Cabinets	35 - 41
DeNova Beginnings® Stock Vanity Tops	42 - 43
Bath Cabinet Accessories	42 - 45
Decorative Molding	46 - 51
Decorative Hardware	52 - 53
Touch-Up.	54
Care & Cleaning.	55
Stain & Paint	55
DeNova Beginnings® Stock Vanity Top Warranty.	56
Wall Blind Corner Details	58
Base Blind Corner Details	59
Framed Cabinet Specifications	60 - 62
Merillat Essentials® 5-Year Limited Warranty.	63
The Beauty of Natural Wood Statement	63
Framed Cabinet Dimensions	64
Face Frame Opening Dimensions.	65
Index.	66
Product Acronym Legends	67

WALL CABINETS /
ACCESSORIES

BASE CABINETS /
ACCESSORIES

TALL CABINETS /
ACCESSORIES

BATH CABINETS /
ACCESSORIES

DECORATIVE
MOLDINGS / ACCENTS

DECORATIVE
HARDWARE / TOUCH-UP

How to Use the Product Specifications Catalog

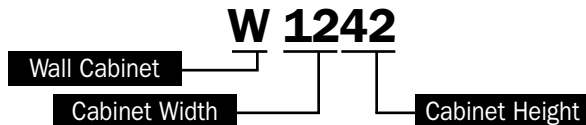
This Product Specifications Catalog is the result of ideas and suggestions from consumers, builders, dealers, distributors, remodelers and architects, plus our engineering, sales and marketing departments. Together, we have created a Product Specifications Catalog that goes beyond the normal listing of part numbers. Now you have a catalog which assists you in designing, ordering and installing the cabinetry.

Your comments and suggestions are always welcome. We think that listening to our customers is the best way to provide the support and quality products you deserve. Thanks for choosing Merillat!

Understanding the cabinetry product codes

Wall Cabinets

Standard Wall Cabinet Example:



The wall cabinet width is always listed first and the height always follows. Standard depth for a wall cabinet is 12" deep. Thus 12 is the width, 42 is the height and depth is 12" in the first example.

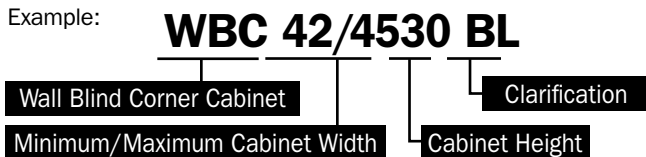
Wall Refrigerator Example:



Wall Refrigerator cabinets are an exception. Standard depth for these cabinets are 24". Again, 36 is the width, 15" is the height.

There is one other exception to the rule and that involves wall blind corner cabinetry. With blind corner cabinetry, the cabinet can be pulled up to 2⁷/₈" from the corner.

Example:



42 is the width, /45 is the 42" width plus the 3" maximum (2⁷/₈" actual) for pulling the cabinet and 30 is the height.

On occasion, a letter will follow the wall or tall cabinet numbers. The only time we use a letter at the end of the product code is for clarification purposes. The letters we use at the end on select wall or tall cabinets are:

Wall Cabinets:

B–Butt Door
BL–Blind Position Left
BR–Blind Position Right

Options:

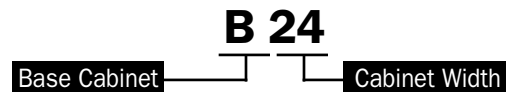
L–Left Hinging
R–Right Hinging

Note: Tall cabinets follow the same sequence characteristics as wall cabinets; width first followed by height (eg; U 1884). In those instances where the cabinet depth is greater than 12", the sequence is width, height, followed by depth (eg; U 188424).

Base Cabinets

Base cabinets are simpler than wall cabinets because the height (34¹/₂" plus 1¹/₂" for the countertop) and the depth (24") are always the same unless otherwise noted. Thus the only numbers you need to know are the width.

Example:



The 24 represents the width.

Just like the wall cabinets, we do on occasion use a letter(s) after the two digit number to further describe the base cabinet:

Base Cabinets:

B–Butt Door
BL–Blind Position Lft
BR–Blind Position Rt
FH–Full-Height Door
D–Drawers

Options:

L–Left Hinging
R–Right Hinging

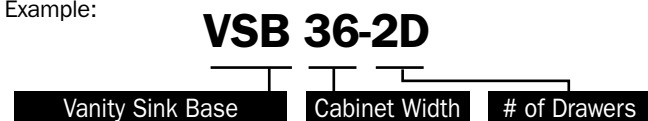
Options Continued:

HDS–Half-Depth Shelf
FDS–Full-Depth Shelf

Bath Cabinets

Bath cabinets are similar to base cabinets. The numbers are used to represent the width. Vanity sink base cabinets are either 31¹/₂" or 34¹/₂" high plus 1¹/₂" for the countertop.

Example:



The letter(s) we use at the end on select vanity cabinets are:

Bath Cabinets:

B–Butt Door
DL–Drawer Stack Position Left
DR–Drawer Stack Position Right
FH–Full-Height Door
D–Number of Drawers

Options:

L–Left Hinging
R–Right Hinging

Check with your local supplier for availability and pricing of our wide array of styles, cabinets and accessories.

Note: In keeping with our policy of continuous product refinement, Masco Cabinetry reserves the right to change specifications in design and materials as conditions require, or as improvements develop without notice.

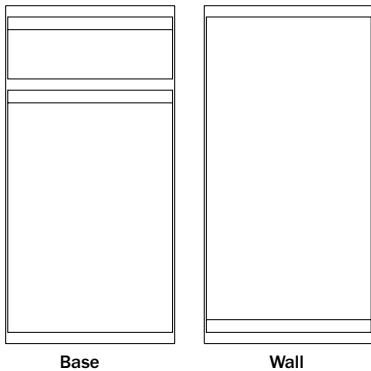
Computer Design Software

Twenty-Twenty Notes

Version 8.0 and later: To locate any item within the current catalog, go to the Drop and Drag list. Begin to type the code of the item you are looking for in the Quick Search area. Type one or more letters to list corresponding items in the Drag and Drop list. The more characters you enter, the narrower the selections become. For example, if you type B30, you will get the 30-inch base cabinets. If you type B30H, you narrow the list even more. When you have found the item you are looking for, place it into your design. Proper spacing is important when entering codes to locate items. For example, if you type B30H, 20-20 will locate a 30-inch base cabinet with Half-Depth shelf. If you type B30H with a space (example: B30 H), 20-20 will not locate the cabinet.

Framed Door Styles

Semi-Full Overlay Laminate



Flat panel doors and drawer fronts combine a scratch-resistant melamine laminate surface with an Oak grained melamine trim. The bottom edges of wall doors and top edges of base doors and drawer fronts have a 15° reverse bevel. Decorative hardware is optional. Doors feature concealed nickel-finished self-closing hinges. 24" high wall cabinets have an actual height of 23¹/₂". **Cabinet interior color is natural maple.**

NPT.OL.B.MDNON .N.NNNN.SSS. **S** .C.SB36
 (Door Style . Specie . Shape) (Color & Glaze) (Drawer Front)

Northport Medium (NPT)

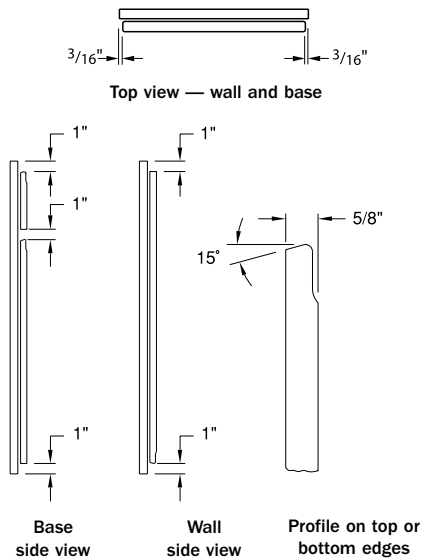
Medium (MDNON) Oak grained melamine laminate (OL) door with matching Oak grained melamine laminate trim. Matching Oak finished cabinet front frame.

Northport White (NPT)

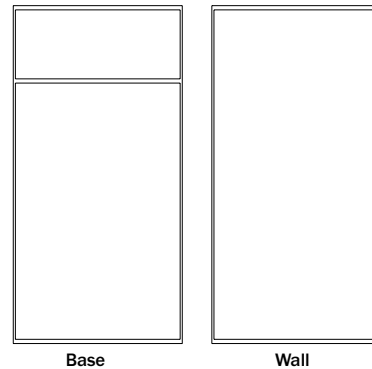
White (WHNON) melamine laminate door with a light Oak grained melamine laminate (OL) trim. Natural Oak finished cabinet front frame. Unless otherwise specified, Northport White will come with Natural Oak accessories.

Northport Natural (NPT)

Natural (NANON) Oak grained melamine laminate (OL) door with matching Oak grained melamine laminate trim. Matching Natural Oak finished cabinet front frame.



Full Overlay Laminate

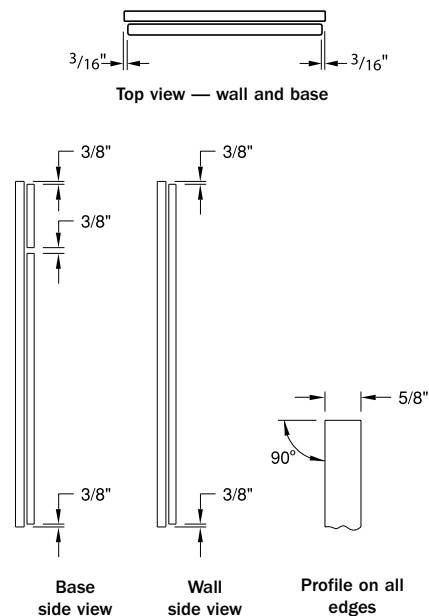


Melamine laminated flat panel doors and drawer fronts have a 90° return with no reverse bevel, requiring decorative hardware. Doors feature concealed nickel-finished self-closing hinges. 24" high wall cabinets have an actual height of 23¹/₂". **Cabinet interior color is white.**

RTL.LM.B.WHNON .N.NNNN.SSS. **S** .C.SB36
 (Door Style . Specie . Shape) (Color & Glaze) (Drawer Front)

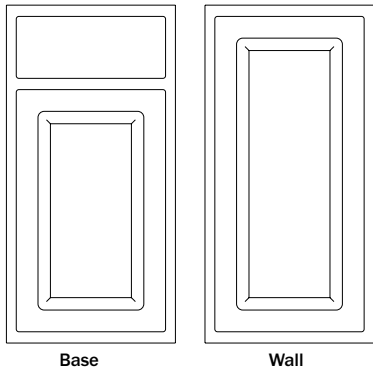
Rutland II (RTL)

White (WHNON) melamine laminate (LM) door with white painted maple cabinet front frame.



Framed Door Styles

Traditional Overlay Raised Panel

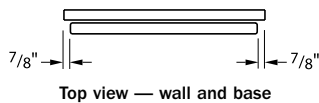


Heavy gauge vinyl laminated thermo-pressure formed MDF (Medium Density Fiberboard) raised panel doors and drawer fronts have a 90° return with integrated finger pull. Decorative hardware is optional. Doors feature concealed nickel-finished self-closing hinges. 24" high wall cabinets have an actual height of 23¹/₂". **Cabinet interior color is white.**

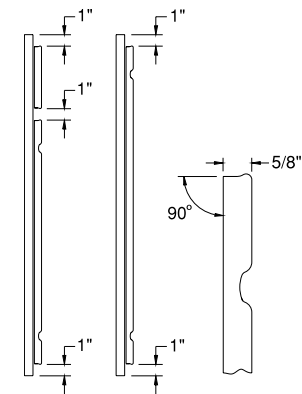
MTM.TH.S.WHNON.N.NNNN.SSS.**S**.C.SB36
 (Door Style . Specie . Shape) (Color & Glaze) (Drawer Front)

Mountain Mist (MTM)

White (WHNON) 14 mil vinyl laminate door with white painted maple cabinet front frame.

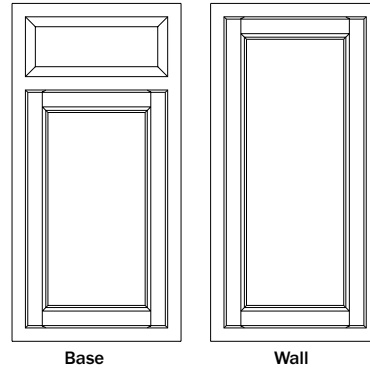


Top view — wall and base



Base side view Wall side view Profile on top & bottom edges

Traditional Overlay Recessed Panel



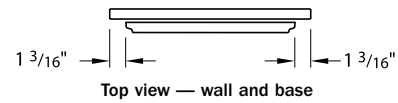
Oak doors feature square veneer recessed panels and concealed nickel-finished self-closing hinges. Drawer fronts are solid wood. The top and bottom edges of doors and drawer fronts have a 15° reverse bevel. Decorative hardware is optional. 24" high wall cabinets have an actual height of 23¹/₂". **Cabinet interior color is natural maple.**

MLB.RO.S.CDNON.N.NNNN.SSS.**S**.C.SB36
 (Door Style . Specie . Shape) (Color & Glaze) (Drawer Front)

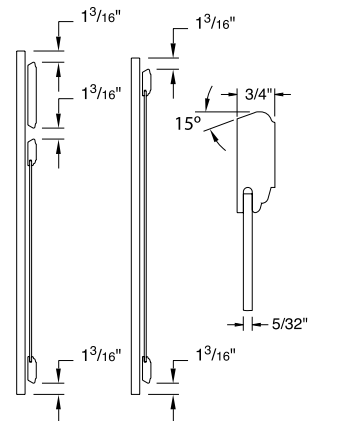
Milbridge II (MLB)

Cider and Medium Oak (RO) doors with matching Oak finished cabinet front frame.

Cider Finish (CDNON): light yellow - brown oak
 Medium Finish (MDNON): medium oak



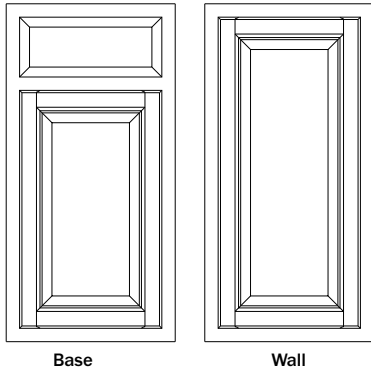
Top view — wall and base



Base side view Wall side view Profile on top & bottom edges

Framed Door Styles

Traditional Overlay Raised Panel



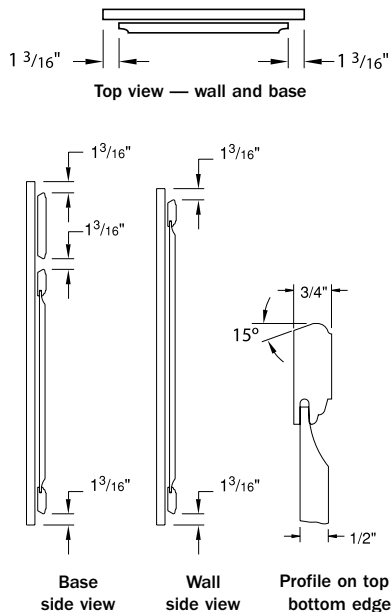
Oak doors feature square veneer raised panels and concealed nickel-finished self-closing hinges. Drawer fronts are solid wood. The top and bottom edges of doors and drawer fronts have a 15° reverse bevel. Decorative hardware is optional. 24" high wall cabinets have an actual height of 23¹/₂". **Cabinet interior color is natural maple.**

PMB.RO.S.CDNON.N.NNNN.SSS.S.C.SB36
 (Door Style . Specie . Shape) (Color & Glaze) (Drawer Front)

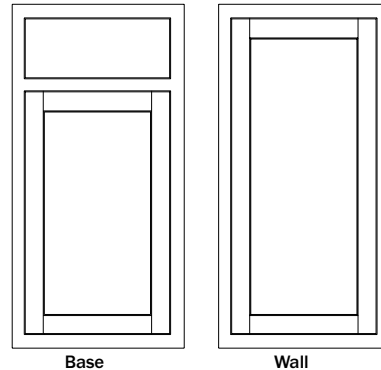
Pemberton II (PMB)

Cider and Medium Oak (RO) doors with matching Oak finished cabinet front frame.

Cider Finish (CDNON): light yellow - brown oak
 Medium Finish (MDNON): medium oak



Traditional Overlay Frame and Recessed Panel



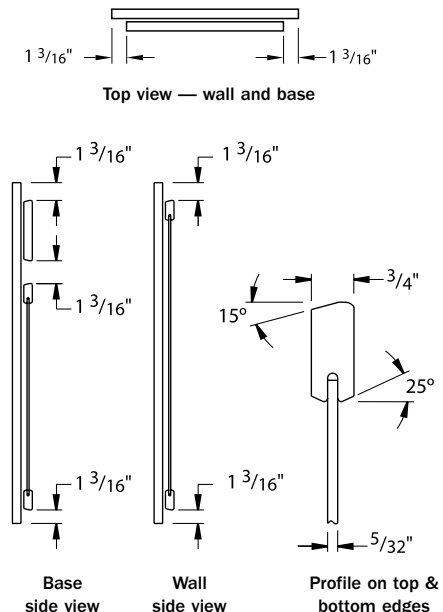
Sundale Maple doors feature frame and flat panel construction with concealed nickel-finished self-closing hinges mounted on a framed cabinet. Drawer fronts are solid maple. The top and bottom edges of doors and drawer fronts have a 15° reverse bevel. Decorative hardware is optional. 24" high wall cabinets have an actual height of 23¹/₂". **Cabinet interior color is natural maple.**

SND.FM.S.PPNON.N.NNNN.SSS.S.C.SB36
 (Door Style . Specie . Shape) (Color & Glaze) (Drawer Front)

Sundale (SND)

Toffee and Paprika Maple (FM) doors with matching Maple finished cabinet front frame.

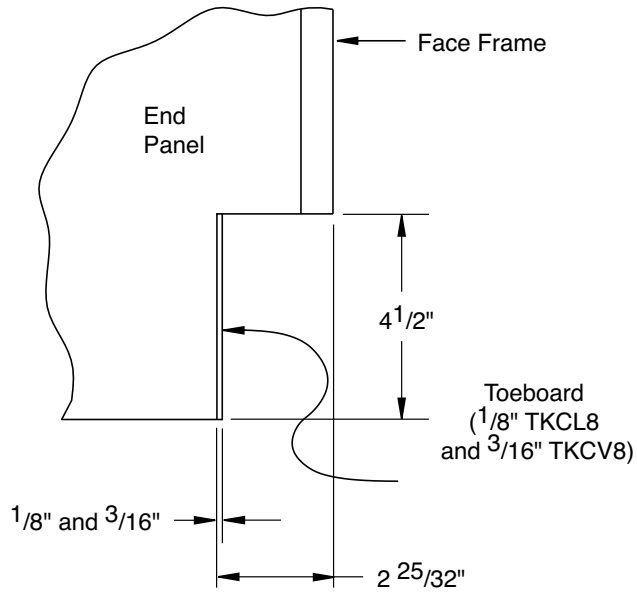
Toffee Finish (TFNON): warm brown
 Paprika Finish (PPNON): a medium red cherry-like finish



Toespace Dimensional Details

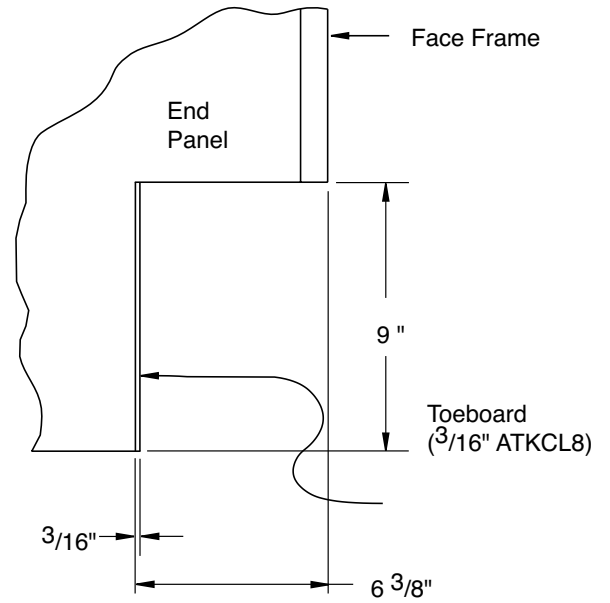
Standard Cabinets

Price Book page 5



Access Cabinets

Price Book page 29

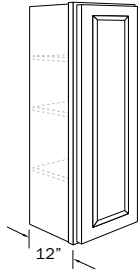


Wall Cabinets

12" deep (excluding doors) unless otherwise noted

Single Door

Price Book page 3.

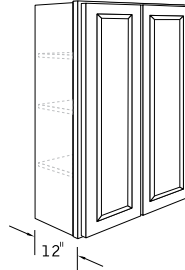


42" high cabinet shown

- 42" and 36" high have three adjustable shelves
- 30" high have two adjustable shelves
- 24" high have one adjustable shelf
- 18" high have no shelf
- Specify L or R hinging
- Actual 24" cabinet height is 23½"

Double Door

Price Book page 3-5.



42" high cabinet shown

- 42" and 36" high have three adjustable shelves
- 30" high have two adjustable shelves
- 24" high have one adjustable shelf
- 21", 18", 15" and 12" high have no shelves
- W2742, W2736, W2730, W2724 and W2718 not available in Sundale
- W2742B, W2736B, W2730B, W2724B and W2718B cabinets have Butt doors without frame center stile. Only available in Sundale
- Actual 24" cabinet height is 23½"
- Actual 21" cabinet height is 20½"
- **Note: Installation of a wall cabinet, by itself, is not recommended unless additional support is provided such as attachment to a soffit. See Merillat Framed Cabinet Installation Guide for specific instructions.**

Single Door

42" High

- W942 L or R
- W1242 L or R
- W1542 L or R
- W1842 L or R
- W2142 L or R
- W2442 L or R

36" High

- W936 L or R
- W1236 L or R
- W1536 L or R
- W1836 L or R
- W2136 L or R
- W2436 L or R

30" High

- W 930 L or R
- W1230 L or R
- W1530 L or R
- W1830 L or R
- W2130 L or R
- W2430 L or R

24" High (23½")

- W1824 L or R
- W2424 L or R

18" High

- W2418 L or R

Double Door

42" High

- W2742
- W2742B
- W3042
- W3342
- W3642

21" High (20½")

- W3021
- W3321
- W3621
- W3921
- W4221

36" High

- W2736
- W2736B
- W3036
- W3336
- W3636

18" High

- W2718
- W2718B
- W3018
- W3318
- W3618

30" High

- W2730
- W2730B
- W3030
- W3330
- W3630
- W3930
- W4230
- W4530
- W4830

15" High

- W3918
- W4218
- W4818

24" High (23½")

- W2724
- W2724B
- W3024
- W3324
- W3624
- W3924
- W4224
- W4824

12" High


- W3015
- W3315
- W3615
- W3915
- W4215
- W4515
- W4815
- W3012
- W3312
- W3612
- W3912
- W4212
- W4512
- W4812

Wall Cabinets

12" deep (excluding doors) unless otherwise noted

Wall Refrigerator 24" Deep

Price Book page 5.



15" high cabinet shown

- Available in 15" high only
- Designed for use over refrigerators where there is adequate clearance
- No shelf
- **Note: Additional support is required. See installation sheet provided with cabinet or the Merillat Framed Cabinet Installation Guide**


Wall Refrigerator 24" Deep

15" High

WR3015
WR3315
WR3615
WR3915

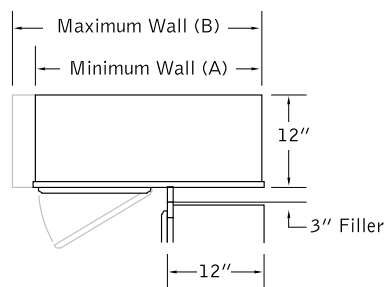
Blind Corner Single Door

Price Book pages 5, 6.



42" high cabinet shown. Illustrations are right blind. See Wall Blind Corner Details on page 58.

- 42" and 36" high have three adjustable shelves
- 30" high have two adjustable shelves
- Door hinged from face frame center stile
- 3" filler included, shipped unattached
- Specify BL or BR blind corner (end of cabinet hidden by end of adjoining cabinet)
- Do not pull cabinet more than 27/8" from corner



	(A)	(B)
WBC24/27 BL or BR	24"	26 ⁷ / ₈ "
WBC27/30 BL or BR	27"	29 ⁷ / ₈ "
WBC30/33 BL or BR	30"	32 ⁷ / ₈ "
WBC33/36 BL or BR	33"	35 ⁷ / ₈ "
WBC36/39 BL or BR	36"	38 ⁷ / ₈ "

Blind Corner Single Door

42" High

WBC24/2742 BL or BR
WBC27/3042 BL or BR
WBC30/3342 BL or BR
WBC36/3942 BL or BR

30" High

WBC24/2730 BL or BR
WBC27/3030 BL or BR
WBC30/3330 BL or BR
WBC33/3630 BL or BR
WBC36/3930 BL or BR

36" High


WBC24/2736 BL or BR
WBC27/3036 BL or BR
WBC30/3336 BL or BR
WBC36/3936 BL or BR

Wall Cabinets

12" deep (excluding doors) unless otherwise noted

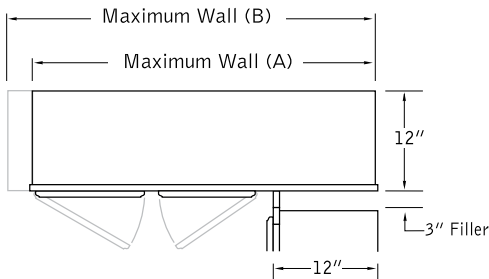
Blind Corner Double Door

Price Book page 6.



Illustrations are right blind.
See Wall Blind Corner
Details on page 58.

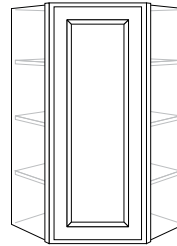
- Available in 30" high only
- Two adjustable shelves
- 3" filler included, shipped unattached
- Specify BL or BR blind corner (end of cabinet hidden by end of adjoining cabinet)
- Do not pull cabinet more than 2⁷/₈" from corner
- Two different width doors, the narrower is located next to the blind opening



	(A)	(B)
WBC42/4530 BL or BR	42"	44 ⁷ / ₈ "
WBC48/5130 BL or BR	28"	50 ⁷ / ₈ "

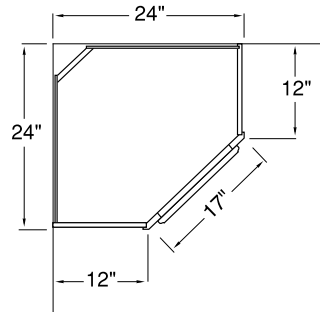
Wall Angle Single Door

Price Book page 6.



42" high cabinet shown

- Requires 24" of wall space in both directions
- 42" and 36" high have three adjustable shelves
- 30" high have two adjustable shelves
- Specify L or R hinging
- Northport and Rutland II doors are similar in width to traditional overlay doors in order to avoid interference with adjacent cabinet doors. This exposes more of the cabinet face frame.
- Adjacent cabinets can be installed directly against WA without fillers
- Back corner removed for easier installation



Blind Corner Double Door

30" High

WBC42/4530 BL or BR

WBC48/5130 BL or BR

Wall Angle Single Door

42" High

WA2442 L or R

36" High

WA2436 L or R

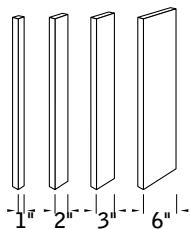
30" High

WA2430 L or R

Wall Cabinet Accessories

Wall Filler

Price Book page 7.

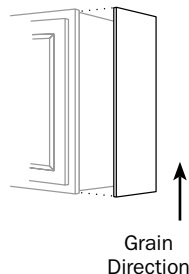


- 3/4" thick solid Maple or Oak
- Available in White, and all finishes in Oak and Maple
- White filler is painted Maple
- Used to fill spaces between cabinet and wall, or to provide clearance for doors and drawers in corner applications
- Edge may be cut (scribed) to fit wall
- Backside not finished

Item	Width	Length	Qty.
WF1-30	1"	30"	20 or 1
WF2-30	2"	30"	10 or 1
WF3-30	3"	30"	4 or 1
WF3-36	3"	36"	1
WF3-42	3"	42"	4 or 1
WF6-30	6"	30"	1
WF6-36	6"	36"	1
WF6-42	6"	42"	1

Wall End Panel

Price Book page 7.



- Available in White, and all finishes in Oak and Maple
- Used to trim or flush-out laminate exposed end of wall cabinet
- For L- or R-hand use
- 3/16" thick plywood panel
- Finished on one side only
- 1 1/4" wide x 30" or 42" high (long)
- Oak and Maple finished WEPs are veneered plywood. Grain direction runs lengthwise
- White WEPs have easy clean laminate finish for use with Mountain Mist and Rutland II
- Unless otherwise specified, Northport White will be shipped in Oak Natural
- Offered individually or six per carton

Wall Filler Corner

Price Book page 7.



- 3/4" thick solid Maple or Oak
- Available in White, and all finishes in Oak and Maple
- White filler is painted Maple
- Used to provide clearance between cabinets when corner space is not used
- 3" wide on each face, 30" or 42" tall
- Backside not finished
- One per carton

Wall Filler

WF1-30
WF1-30-20
WF2-30
WF2-30-10
WF3-30
WF3-30-4
WF3-36
WF3-42
WF3-42-4
WF6-30
WF6-36
WF6-42

Wall Filler Corner

WFC3-30
WFC3-42

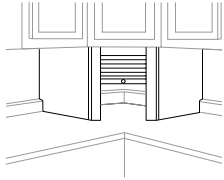
Wall End Panel

WEP30
WEP30-6
WEP42
WEP42-6

Wall Cabinet Accessories

Appliance Garage Tambour Diagonal

Price Book page 7.



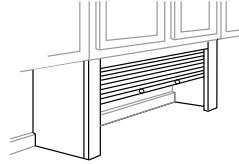
- Available in White, and all finishes in Oak and Maple
- Provides countertop out-of-sight storage for toaster, mixer and other small appliances
- Fits under WA wall cabinets
- 18 $\frac{1}{4}$ " high. Bottom edges may be trimmed a maximum of 1" before interfering with tambour track stop
- End panels are $\frac{1}{2}$ " thick engineered wood with moisture- and stain-resistant, easy clean laminate exterior and interior surfaces
- End panels have matching exterior surface. The interior surface is Maple Natural except for White garages which have a White surface.
- End panels shipped unattached
- Includes one antique brass knob
- Designed to set back $\frac{1}{4}$ " from wall cabinet frame for easier installation
- Features a torsion spring activated roll-up tambour door
- "No back" design allows easy access to electrical outlets and notching for backsplash
- Includes installation hardware
- One per carton

Appliance Garage Tambour Diagonal

AGTD24

Appliance Garage Tambour Straight

Price Book page 7.



- Available in White, and all finishes in Oak and Maple
- Provides countertop out-of-sight storage for toaster, mixer and other small appliances
- Fits under 18", 24", 30" and 36" wide wall cabinets
- 18 $\frac{1}{4}$ " high. Bottom edges may be trimmed a maximum of 1" before interfering with tambour track stop.
- End panels are $\frac{1}{2}$ " thick engineered wood with moisture- and stain-resistant, easy clean laminate exterior and interior surfaces
- End panels have matching exterior surface. The interior surface is Maple Natural except for White garages which have a White surface.
- End panels shipped unattached
- Features a torsion spring activated roll-up tambour door
- "No back" design allows easy access to electrical outlets and notching for backsplash
- Cannot be cut down in width
- AGTS18 and AGTS24 include one antique brass knob. AGTS30 and AGTS36 include two knobs
- Designed to set back $\frac{1}{4}$ " from wall cabinet frame for easier installation
- Includes installation hardware
- One per carton

Appliance Garage Tambour Straight

AGTS18

AGTS24

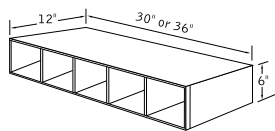
AGTS30

AGTS36

Wall Cabinet Accessories

Open Cube Organizer

Price Book page 7.

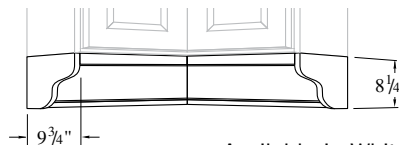


OCO30 shown

- Available in White, and all finishes in Oak and Maple
- For Sundale Paprika, the organizer is shipped Cherry
- OCO30 has 5 equal compartments, OCO36 has 6 equal compartments (5¼" x 5¼")
- Matching wood veneer interior and exterior surfaces
- White is painted Maple
- Units may be stacked horizontally or mounted vertically
- Includes a matching wood strip at each end to align with wall cabinet frame above when installed horizontally. Use a WEP on exposed sides to cover end panel joints
- One per carton

Under Cabinet Shelf Corner

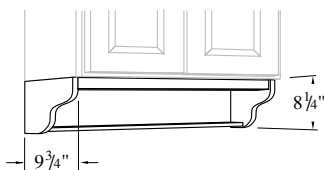
Price Book page 7.



- Available in White (painted Maple), and all finishes in Oak and Maple
- Fits under WA wall cabinets
- Extends 24" from corner in both directions
- 4¾" deep shelves with groove for displaying plates up to 6½" diameter
- Back and top panels included in unit for strength and ease of installation with matching moisture- and stain-resistant easy clean laminate exposed surfaces
- Solid Maple and Oak ends and wood veneered shelves
- Shipped assembled
- One per carton

Under Cabinet Shelf

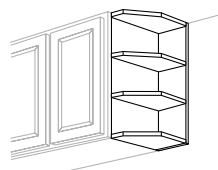
Price Book page 7.



- Available in White (painted Maple), and all finishes in Oak and Maple
- For use under standard 36" wide wall cabinets
- 4¾" deep shelf with groove for displaying plates up to 6½" diameter
- Back and top panels included in unit for strength and ease of installation with matching moisture- and stain-resistant easy clean laminate exposed surfaces
- Solid Maple and Oak ends and wood veneered shelf
- Shipped assembled
- Ends can be removed so that the assembly can be cut down in 3" increments to only 12" wide for use under narrower cabinet applications
- One per carton

Solid Wood Wall End Open Shelf

Price Book page 7.



SWEOS 30 shown

- Available in White, and all finishes in Oak and Maple
- 5/8" thick solid Maple and Oak fixed shelves and top
- White shelves and top are painted Maple
- 30" high has 3 fixed shelves and top with 3 equal spaces 9⁵/₈" high
- 36" high has 4 fixed shelves and top with 4 equal spaces 8³/₁₆" high
- 42" high has 4 fixed shelves and top with 4 equal spaces 9¹¹/₁₆" high
- Invertible for use at the L or R end of cabinet run
- End and back panels are 3/16" thick veneered plywood finished on exposed surfaces
- Back panels have vertical wood grain (except for White)
- Backsides are unfinished
- SWEOS shelves and top extend flush with adjacent cabinet face frame
- SWEOS's are 6³/₁₆" wide x 12" deep x 30", 36" and 42" high with a 5³/₄" long, 45° angle cut front corner on shelves and top
- Trimmable to 5⁷/₈" wide
- One per carton

Open Cube Organizer

OC030
OC036

Under Cabinet Shelf

UCS36

Under Cabinet Shelf Corner

UCSC2424

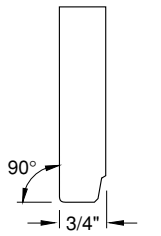
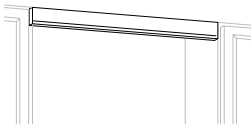
Solid Wood Wall End Open Shelf

SWEOS30
SWEOS36
SWEOS42

Wall Cabinet Accessories

Valance Traditional

Price Book page 8.



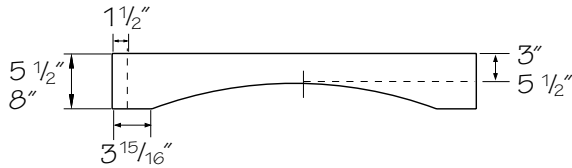
End view of Maple and Oak

- Available in White, and all finishes in Oak and Maple
- White is painted Maple
- 4 1/4" high x 3/4" thick solid wood
- 48" or 96" long
- For use between wall cabinets over windows as a panel to conceal light fixtures
- Can be used in Access kitchens as an apron to hide sink bowls and cooktops while still accommodating a wheelchair
- Oak and Maple finished valances are profiled on one long edge and is not the same as doors and drawer fronts. Profile compliments but does not match Milbridge II and Pemberton II doors and drawer fronts.
- White valances have no profile for a more contemporary look
- Finished both sides and both long edges
- Backside not intended to be viewed
- One per carton

Valance Shaker

Price Book page 8.

- Available in White and all finishes in Oak and Maple
- White is painted Maple
- 3/4" thick solid wood
- Available 5 1/2" and 8" high
- Used between wall cabinets over windows as a panel to conceal light fixtures and for many other applications
- No decorative profile along either long edge
- Finished both sides and both long edges
- Backside not intended to be viewed
- Can be trimmed in field 1 1/2" each end
- One per carton



Valance Traditional

V48T
V96T

Valance Shaker

5 1/2" High 8" High
V18SH **V1808SH**
V24SH **V2408SH**
V30SH **V3008SH**
V36SH **V3608SH**
V42SH **V4208SH**
V48SH **V4808SH**
V60SH **V6008SH**
V72SH **V7208SH**
V84SH **V8408SH**

Gray color coding indicates new product, size or code, available in May 2012

Valance Frieze

Price Book page 8.



(3 patterns shown)

- Available in White, and all finishes in Oak and Maple
- 5" high x 3/4" thick solid wood with frieze pattern
- White is painted Maple
- European country style valance can be used over sink area or combined with shelves or shelving system to create accent areas
- Backside not intended to be viewed
- One per carton

Length in Inches	# of patterns	Amount trimmable from each end	Trimmed Length
V18FR	1 pattern	4"	10"
V24FR	1 pattern	7"	10"
V30FR	2 patterns	6 1/4"	17 1/2"
V36FR	3 patterns	5 1/2"	25"
V42FR	3 patterns	8 1/2"	25"
V48FR	4 patterns	7 3/4"	32 1/2"
V60FR	5 patterns	10"	40"
V72FR	6 patterns	12 1/4"	47 1/2"
V84FR	7 patterns	14 1/2"	55"

Please NOTE: Amount trimmable from each end is within approximately 1/2" of pattern.

Valance Frieze

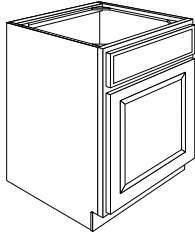
V18FR
V24FR
V30FR
V36FR
V42FR
V48FR
V60FR
V72FR
V84FR

Base Cabinets

24" deep, 34½" high (excluding doors and drawers) unless otherwise noted

Sink Base Single Door

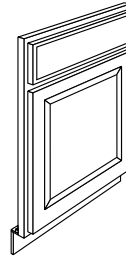
Price Book page 9.



- One door
- Specify L or R hinging
- One full-width drawer front above door
- No shelf
- Back panel is pre-drilled for optional bottom and mid-height roll-out trays

Sink Front Single Door

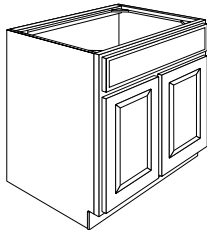
Price Book page 9.



- One door
- Specify L or R hinging
- One full-width drawer front above door
- Toekick backer assembly included, shipped unattached
- Bottom panel not supplied, order separately. See SFB24/36

Sink Base Double Door


Price Book page 9.



- Two doors
- SB27 not available in Sundale
- SB27B cabinet has butt doors without frame center stile. Only available in Sundale
- SB27 - SB39 have one full-width drawer front above doors including SB27B
- SB42 and SB48 have two drawer fronts, one above each door
- No shelf
- Back panel is pre-drilled for optional bottom and mid-height roll-out trays

Sink Front Double Door

Price Book page 9.



- Two doors
- One full-width drawer front above doors
- Toekick backer assembly included, shipped unattached
- Bottom panel not supplied, order separately. See SFB24/36

Sink Base Single Door

SB12 L or R
SB15 L or R
SB18 L or R
SB21 L or R
SB24 L or R

Sink Base Double Door

SB27
SB27B
SB30
SB33
SB36
SB39
SB42
SB48

Sink Front Single Door

SF24 L or R

Sink Front Double Door

SF30
SF36

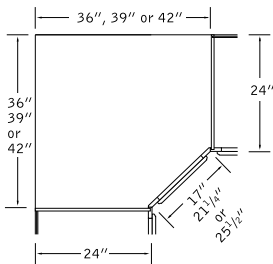
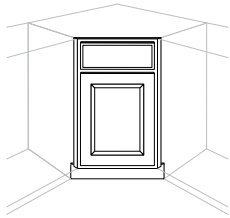
Base Cabinets

24" deep, 34½" high (excluding doors and drawers) unless otherwise noted

BASE CABINETS / ACCESSORIES

Sink Front Angle

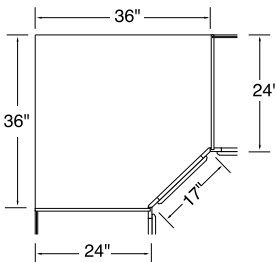
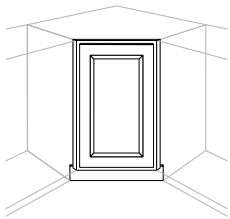
Price Book page 9.



- One door
- Specify L or R hinging
- One drawer front above door
- Northport and Rutland II sink front doors and drawer fronts are similar in width to traditional overlay sink fronts in order to avoid interference with adjacent cabinet doors. This exposes more of the sink front face frame.
- Toekick backer assembly included, shipped unattached
- Bottom panel not supplied, order separately. See SFDB36/42

Sink Front Angle Full-Height Door

Price Book page 10.



- One Full-Height door
- Specify L or R hinging
- Northport and Rutland II sink front doors are similar in width to traditional overlay sink fronts in order to avoid interference with adjacent cabinet doors. This exposes more of the sink front face frame.
- Toekick backer assembly included, shipped unattached
- Bottom panel not supplied, order separately. See SFDB36/39

Sink Front Angle

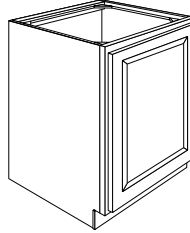
- SFA36 L or R
- SFA39 L or R
- SFA42 L or R

Sink Front Angle Full-Height Door

- SFA36FH L or R

Sink Base Single Door Full-Height

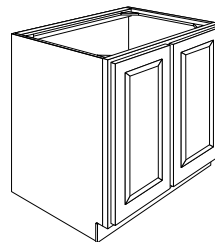
Price Book page 10.



- One full-height door
- Specify L or R hinging
- No shelf
- Back panel is pre-drilled for optional bottom and mid-height roll-out trays

Sink Base Double Door Full-Height

Price Book page 10.



- Two full-height doors
- SB27FH not available in Sundale
- SB27BFH cabinet has butt doors without frame center stile. Only available in Sundale
- No shelf
- Back panel is pre-drilled for optional bottom and mid-height roll-out trays

Sink Base Single Door Full-Height

SB24FH L or R

Sink Base Double Door Full-Height

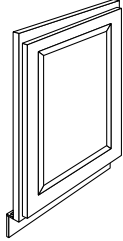
- SB27FH
- SB27BFH
- SB30FH
- SB33FH
- SB36FH
- SB39FH
- SB42FH
- SB48FH

Base Cabinets

24" deep, 34½" high (excluding doors and drawers) unless otherwise noted

Sink Front Single Door Full-Height


Price Book page 10.



- One full-height door
- Specify L or R hinging
- Toekick backer assembly included, shipped unattached
- Bottom panel not supplied, order separately. See SFB24/36

Base Single Door — Half-Depth Shelf

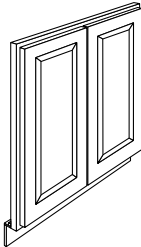
Price Book page 11.



- One door
- Specify L or R hinging
- One standard height top drawer
- One mid-height position half-depth adjustable shelf
- Back panel is pre-drilled for optional bottom roll-out tray

Sink Front Double Door Full-Height


Price Book page 10.



- Two full-height doors
- Toekick backer assembly included, shipped unattached
- Bottom panel not supplied, order separately. See SFB24/36

Base Single Door — Full-Depth Shelf

Price Book page 11.



- One full-height door
- Specify L or R hinging
- No shelf
- Roll-out tray not available

Sink Front Single Door Full-Height

SF24FH L or R

Sink Front Double Door Full-Height

SF30FH

SF36FH

Base Single Door — Half-Depth Shelf

B12 L or R HDS

B15 L or R HDS

B18 L or R HDS

B21 L or R HDS

B24 L or R HDS

Base Single Door — Full-Depth Shelf

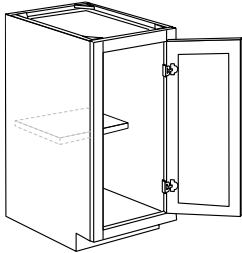
B9FH L or R

Base Cabinets

24" deep, 34½" high (excluding doors and drawers) unless otherwise noted

Base Single Door Full-Height — Half-Depth Shelf

Price Book page 11.

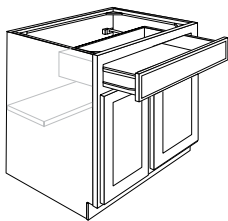


Half-depth shelf

- One full-height door
 - Specify L or R hinging
 - One mid-height position half-depth adjustable shelf
- Back panel is pre-drilled for optional bottom roll-out tray

Base Double Door — Half-Depth Shelf

Price Book page 11.



- Two doors
- B27 HDS not available in Sundale
- B27B HDS cabinet has butt doors without frame center stile. Only available in Sundale
- One full-width standard height top drawer, except B42, B45 and B48 cabinets which have two drawers, one above each door
- One mid-height position half-depth adjustable shelf
- Back panel is pre-drilled for optional bottom roll-out trays

Base Single Door Full-Height — Half-Depth Shelf

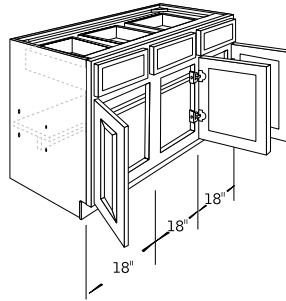
B12FH L or R HDS
B15FH L or R HDS
B18FH L or R HDS
B21FH L or R HDS
B24FH L or R HDS

Base Double Door — Half-Depth Shelf

B27 HDS
B27B HDS
B30 HDS
B33 HDS
B36 HDS
B39 HDS
B42 HDS
B45 HDS
B48 HDS

Base Three Door — Half-Depth Shelf

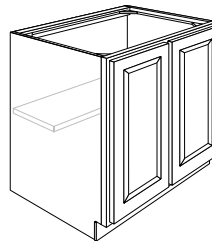
Price Book page 11.



- Three equal size doors, center door hinged right
- Three equal size standard height top drawers
- One mid-height position half-depth adjustable shelf
- Back panel is pre-drilled for optional bottom roll-out trays for each door opening
- 3¾" wide full-width support crossrail across top front of cabinet

Base Double Door Full-Height — Half-Depth Shelf

Price Book page 12.



- Two Full-Height doors
- One mid-height position half-depth adjustable shelf
- B27FH HDS not available in Sundale
- B27BFH HDS cabinet has butt doors without frame center stile. Only available in Sundale
- Back panel is pre-drilled for optional bottom roll-out trays

Base Three Door — Half-Depth Shelf

B54 HDS

Base Double Door Full-Height — Half-Depth Shelf

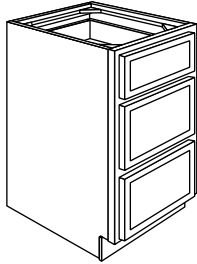
B27FH HDS
B27BFH HDS
B30FH HDS
B33FH HDS
B36FH HDS
B39FH HDS
B42FH HDS
B45FH HDS
B48FH HDS

Base Cabinets

24" deep, 34½" high (excluding doors and drawers) unless otherwise noted

Base Three Drawer


Price Book page 12.



- One standard height full-width drawer on top
- Two deep full-width drawers on bottom with 6⅞" high sides
- All drawers have standard three-quarter extension slides

Base Four Drawer

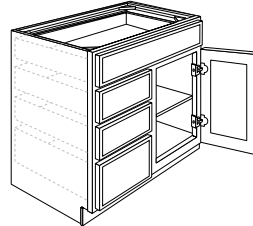
Price Book page 12.



- Three standard height full-width drawers on top
- One deep full-width drawer on bottom with 6⅞" high sides
- All drawers have standard three-quarter extension slides

Base Combination Four Drawer — Full-Depth Shelf

Price Book page 12.



Full-depth shelf illustration is L-hand drawer position

- One door
- One standard height full-width drawer across top of cabinet
- Two standard height half-width drawers
- One half-width deep drawer on bottom with 6⅞" high sides
- Specify DL or DR position for drawers
- All drawers have standard three-quarter extension slides
- One mid-height position full-depth non-adjustable shelf behind door
- Back panel is pre-drilled for optional bottom roll-out tray behind door
- **Note: Not available with a half-depth adjustable shelf**

Base Three Drawer

BD12-3D
BD15-3D
BD18-3D
BD21-3D
BD24-3D
BD30-3D
BD36-3D

Base Four Drawer

BD12-4D
BD15-4D
BD18-4D
BD21-4D
BD24-4D

Base Combination Four Drawer — Full-Depth Shelf

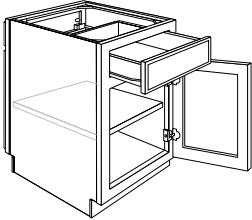
BCD24 DL or DR-4D FDS
BCD30 DL or DR-4D FDS
BCD36 DL or DR-4D FDS

Base Cabinets

24" deep, 34½" high (excluding doors and drawers) unless otherwise noted

Peninsula Base Single Door — Full-Depth Shelf

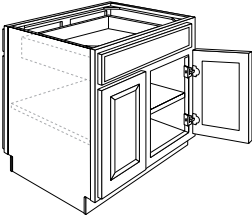
Price Book page 12.



- One standard height top drawer which opens on kitchen side
- Drawer front only on dining room side
- One mid-height position full-depth adjustable shelf
- Each side has one door hinged at same end of cabinet
- Door hinged left on kitchen side
- 24⁷/₃₂" deep (excluding doors and drawer fronts)
- **Note: Not available with a half-depth adjustable shelf**

Peninsula Base Double Door — Full-Depth Shelf

Price Book page 13.



One full-depth shelf
Kitchen Side Shown

- One standard height full-width top drawer which opens on kitchen side
- One full-width drawer front only on dining room side
- One mid-height position full-depth adjustable shelf
- Each side has two doors
- PB27 FDS not available in Sundale
- PB27B FDS cabinet has butt doors without frame center stile on both sides. Only available in Sundale
- 24⁷/₃₂" deep (excluding doors and drawer fronts)
- **Note: hinged left on kitchen side.**

Peninsula Base Single Door — Full-Depth Shelf

PB24 FDS

Peninsula Base Double Door — Full-Depth Shelf

PB27 FDS

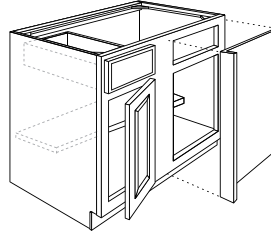
PB27B FDS

PB30 FDS

PB36 FDS

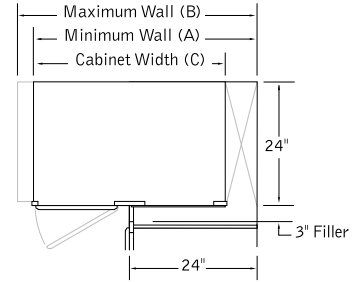
Base Blind Corner — Half-Depth Shelf

Price Book page 13.



Half-depth shelf.
Illustration is blind right.
See Base Blind Corner
Details on page 59.

- Specify BL or BR hand blind corner (end of cabinet hidden by end of adjoining cabinet)
- One standard height top drawer
- One door hinged from face frame center stile
- One adjustable half-depth full-width shelf
- 3" filler included, shipped unattached
- Do not pull cabinet more than 2⁷/₈" from corner
- Back panel is pre-drilled for optional bottom roll-out tray



	(A) /	(B)	(C)
BBC36/39 BL or BR	36" /	38 ⁷ / ₈ "	24"
BBC39/42 BL or BR	39" /	41 ⁷ / ₈ "	30"
BBC42/45 BL or BR	42" /	44 ⁷ / ₈ "	36"
BBC45/48 BL or BR	45" /	47 ⁷ / ₈ "	42"
BBC48/51 BL or BR	48" /	50 ⁷ / ₈ "	48"

Base Blind Corner — Half-Depth Shelf

BBC36/39 BL or BR HDS

BBC39/42 BL or BR HDS

BBC42/45 BL or BR HDS

BBC45/48 BL or BR HDS

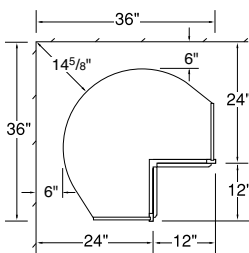
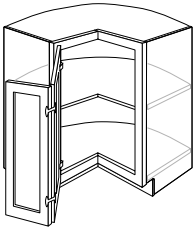
BBC48/51 BL or BR HDS

Base Cabinets

24" deep, 34½" high (excluding doors and drawers) unless otherwise noted

Base Corner Fixed Shelf

Price Book page 13.



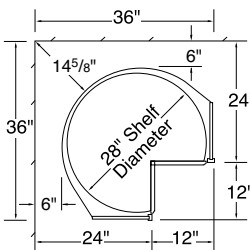

- Requires 36" of wall space in both directions
- One 5/8" thick fixed pie-cut shelf centered in cabinet
- Bi-fold doors with independent adjustment. Specify L or R hinging
- Northport and Rutland II face frame stile is notched to accommodate hinges for full overlay. Door hinging cannot be inverted in field
- Northport, Rutland II and Mountain Mist have 168° opening hinges attaching door assembly to cabinet face frame
- Milbridge II, Sundale and Pemberton II have 105° opening hinges attaching door assembly to cabinet face frame
- Use BEPF 3-34 if end is exposed (requires 3" of space)



Caution: If BCR cabinet is installed next to an appliance deeper than 25", it may interfere with cabinet door when opening. Options available: A) Use a filler between cabinet and appliance, B) Pull cabinet even with appliance front (pulling cabinet will result in a deeper countertop and overall base cabinet depth dimension).

Base Lazy Susan

Price Book page 13.



- Not available in Northport or Rutland II
- Requires 36" of wall space in both directions
- Two 28" diameter pie-cut revolving shelves made of high impact white plastic
- Doors revolve with shelves. Shelves are not independent of each other
- Shelf load capacity rating of 15 lbs. per square foot, not to exceed 50 lbs.
- Use BEPF3-34 if end is exposed (requires 3" of space)

Base Corner Fixed Shelf

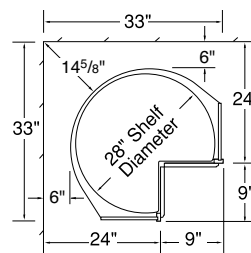
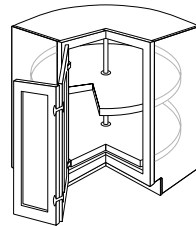
BCFS36 L or R

Base Lazy Susan

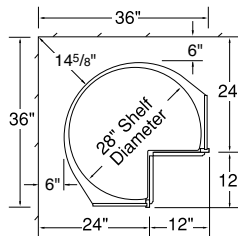
BLS36

Base Corner Revolving

Price Book page 13.



BCR33



BCR36

- BCR36 requires 36" of wall space in both directions
- BCR33 requires 33" of wall space in both directions
- Bi-fold doors with independent adjustment. Specify L or R hinging
- Northport and Rutland II face frame stile is notched to accommodate hinges for full overlay. Door hinging cannot be inverted in field
- Northport, Rutland II and Mountain Mist have 168° opening hinges attaching door assembly to cabinet face frame
- Milbridge II, Sundale and Pemberton II have 105° opening hinges attaching door assembly to cabinet face frame
- Two 28" diameter pie-cut revolving shelves made of high impact white plastic
- Shelves rotate independently of doors and each other
- Shelf load capacity rating of 15 lbs. per square foot, not to exceed 50 lbs.
- Use BEPF3-34 if end is exposed (requires 3" of space)



Caution: If BCR cabinet is installed next to an appliance deeper than 25", it may interfere with cabinet door when opening. Options available: A) Use a filler between cabinet and appliance, B) Pull cabinet even with appliance front (pulling cabinet will result in a deeper countertop and overall base cabinet depth dimension).

Base Corner Revolving

BCR33 L or R

BCR36 L or R

Door and Frame Assembly Sales Samples

ACCESSDFAVB12

ACCESSDFAB15

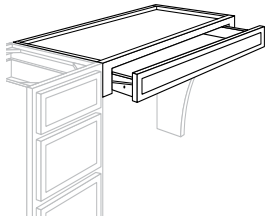
Base Cabinets

24" deep, 34½" high (excluding doors and drawers) unless otherwise noted

BASE CABINETS / ACCESSORIES

Desk Knee Drawer — 21" Deep x 4½" High

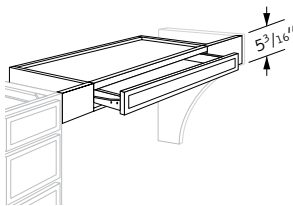
Price Book page 14.



- DKD24 and 30 not available in Sundale
- Designed for use between base, desk, bath or tall cabinets or with desk leg on one end
- 21" deep excluding drawer front
- Overall height of 4½"
- Full-width top panel is recessed for easier installation
- Drawer front profiled on all four edges, except Northport
- Northport drawer front profiled on top edge only same as standard drawer fronts
- Face frame stiles on each end may be trimmed a maximum of ¾" allowing the DKD width to be reduced a maximum of 1½", except Northport and Rutland II which cannot be trimmed
- Requires countertop/writing surface

Desk Knee Drawer Trimmable — 21" Deep x 5⅜" High

Price Book page 14.



- Designed for use between base, desk, bath or tall cabinets or with desk leg on one end
- 5⅜" overall height
- 21" deep excluding drawer front
- 4½" wide face frame stiles permits DKTD to be trimmed up to 6" in overall width (3" each side):
- DKTD24 can be trimmed to 18" wide
- DKTD30 can be trimmed to 24" wide
- DKTD36 can be trimmed to 30" wide
- Face frame includes 1¼" tall bottom rail for added strength
- Full-width top panel is recessed for easier installation
- Drawer front profiled on all four edges except Northport
- Northport drawer front profiled on top edge only same as standard drawer fronts
- Requires countertop/writing surface

Desk Knee Drawer — 21" Deep x 4½" High

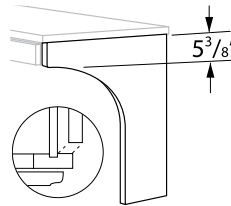
DKD24
DKD30
DKD36

Desk Knee Drawer Trimmable — 21" Deep x 5⅜" High

DKDT24
DKDT30
DKDT36

Desk End Panel

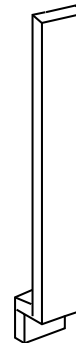
Price Book page 14.



- Available in White, and all Oak and Maple finishes
- Maple and Oak legs are engineered wood with veneer both sides and front edge
- White is engineered wood with moisture- and stain-resistant, easy clean solid white color laminate both sides and melamine edgebanding on front edge
- Used to support end of Desk Knee Drawer (DKD) or Desk Knee Drawer Trimmable (DKDT). Fits behind extended face frame stile.
- 31½" high x 23¼" deep x ¾" thick
- 5⅜" high flat at front edge
- Finished on both sides and front edge
- Can be field cut to desk height and depth
- One per carton

Base Filler

Price Book page 15.



- ¾" thick solid Maple or Oak filler
- Available in White, and all finishes in Oak and Maple
- White filler is painted Maple
- 3" or 6" wide x 34½" tall including toespace (toekick backer) assembly
- For L or R installation
- Edge may be cut (scribed) to fit wall surface
- Toespace (toekick backer) assembly shipped unattached
- One per carton

Desk End Panel

DEP2431

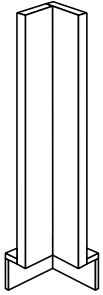
Base Filler

BF3
BF6

Base Cabinet Accessories

Base Filler Corner

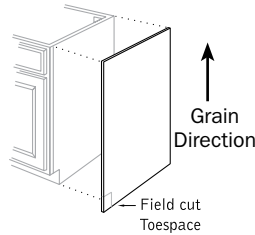
Price Book page 15.



- 3/4" thick solid Maple and Oak filler
- Available in White, and all finishes in Oak and Maple
- White filler is painted Maple
- Used to provide clearance between cabinets when corner space is not used
- 3" wide faces x 34 1/2" tall including toespace (toekick backer) assembly. Shipped completely assembled
- One per carton

Base End Panel

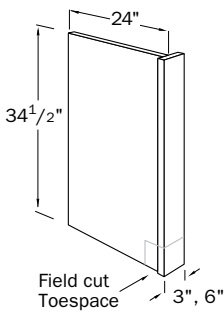
Price Book page 15.



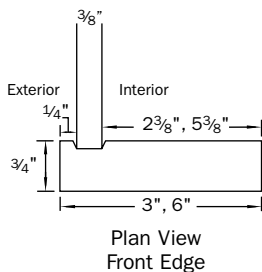
- Available in White, and all finishes in Oak and Maple
- Used to trim or flush-out laminate exposed end of base cabinet
- For L- or R-hand use
- 3/16" x 23 1/4" wide x 34 1/2" long plywood panel
- Finished on one side only
- Toespace must be field cut
- Oak and Maple finished BEPs are veneered plywood. Grain direction runs lengthwise
- White BEP has easy clean laminate finish for use with Northport White, Mountain Mist and Rutland II
- Offered individually or six per carton

Base End Panel Filler

Price Book page 15.

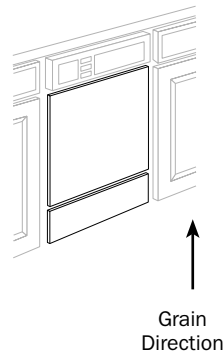


- Available in White, and all finishes in Oak and Maple
- Used on the end of cabinet run to conceal a dishwasher or end of a BLS/BCFS/BCR cabinet
- 34 1/2" tall x 24" deep with 3" or 6" wide x 3/4" thick solid Maple or Oak filler
- White filler is painted Maple
- 3/8" thick engineered wood panel with matching easy clean laminate exterior and Maple Natural easy clean laminate interior (SST) except White
- White End Panel Fillers have a 3/8" thick engineered wood panel with White easy clean laminate exterior and interior (SST)
- Unless otherwise specified, Northport White will be shipped in Oak Natural
- Toespace notch must be field cut for L or R hand use
- BEPF3-34 offered individually or two per carton
- BEPF6-34 offered individually only



Dishwasher Panel

Price Book page 15.



- Available in White, and all finishes in Oak and Maple
- Provides finished look to dishwasher
- Field trim to fit
- 23 3/4" wide x 26" high panel with vertical grain direction when applicable
- Finished on one side only
- Oak and Maple finished DWPs are 3/16" thick veneered plywood
- White DWP is 3/16" thick painted Maple veneered plywood for use with Northport White (when specified), Mountain Mist and Rutland II
- Unless otherwise specified, Northport White will be shipped in Oak Natural
- Offered individually or four per carton

Base Filler Corner

BFC3

Base End Panel Filler

BEPF3-34
BEPF3-34-2
BEPF6-34

Gray color coding indicates new product, size or code, available in May 2012

Base End Panel

BEP
BEP-6

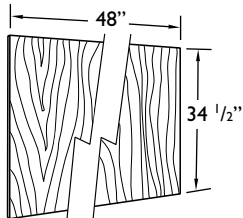
Dishwasher Panel

DWP
DWP-4

Base Cabinet Accessories

Panel Backer Veneer/Paper 3' Tall

Price Book page 15.

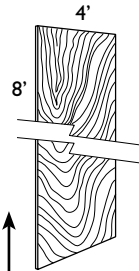


Grain Direction

- Available in White, and all finishes in Oak and Maple
- Used to cover exposed backs of base cabinets in peninsula or island configurations
- $\frac{3}{16}$ " thick x 48" wide x 34 $\frac{1}{2}$ " tall
- Field trim to fit
- Finished one side only
- Oak and Maple finished panels (PB4834) are veneered plywood. Grain direction runs vertically, parallel to 34 $\frac{1}{2}$ " side
- White panel (PB4834P) is $\frac{3}{16}$ " thick Medium Density Fiberboard (MDF) covered one side with a moisture- and stain-resistant, easy clean solid white color laminate
- Unless otherwise specified, Northport White will be shipped in Oak Natural
- Offered individually or four per carton

Panel Backer — Veneer 4' x 8'

Price Book page 15.

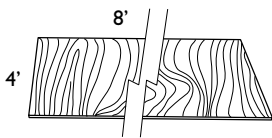


Grain Direction

- Available in all Oak and Maple finishes
- Not available in White
- Used to cover exposed backs of base and tall cabinets in peninsula or island configurations
- Field trim to fit
- $\frac{3}{16}$ " thick veneered plywood finished one side only
- 48" wide x 96" long
- Grain direction runs lengthwise, parallel to 8' side
- Offered individually or two per carton

Panel Backer — Veneer 8' x 4'

Price Book page 15.

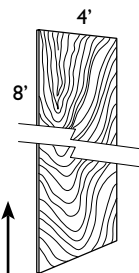


Grain Direction

- Available in all Oak and Maple finishes
- Not available in White
- Used to cover exposed backs of base cabinets in peninsula or island configurations
- Field trim to fit
- $\frac{3}{16}$ " thick veneered plywood finished one side only
- 96" long x 48" wide
- Grain direction runs perpendicular to the length, parallel to 4' side
- Offered individually or two per carton

Panel Backer — Paper 4' x 8'

Price Book page 15.



Grain Direction

- Available in White, and all finishes in Oak and Maple
- Unless otherwise specified, Northport White will come as Natural Oak
- Used to cover exposed backs of base and tall cabinets in peninsula or island configurations
- Field trim to fit
- $\frac{3}{16}$ " thick Medium Density Fiberboard (MDF) covered one side with a moisture- and stain-resistant, easy clean laminate
- 48" wide x 96" long
- Grain direction runs lengthwise, parallel to 8' side
- Offered individually or two per carton

Panel Backer — Veneer 3' Tall

Oak and Maple Only
PB4834
PB4834-3

Panel Backer — Paper 3' Tall

White Only
PB4834P
PB4834P-4

Panel Backer — Veneer 8' x 4'

PB9648
PB9648-2

Panel Backer — Veneer 4' x 8'

PB4896
PB4896-2

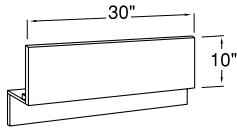
Panel Backer — Paper 4' x 8'

PB4896P
PB4896P-2

Base Cabinet Accessories

Drop-In Panel

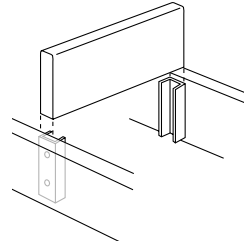
Price Book page 15.



- Available in White, and all finishes in Oak and Maple
- Matching panel for use under drop-in range
- Panel has horizontal wood grain (except for White)
- Attaches to adjacent cabinets on both sides
- Field trim height as needed
- Toespace (toekick backer) assembly included, shipped unattached
- 10" high x 30" solid Maple and Oak panel
- White panel is painted Maple
- Matching toekick cover is required
- One per carton

Drawer Partition Kit

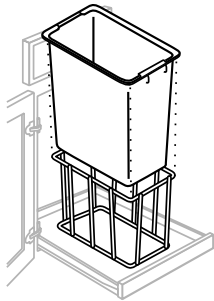
Price Book page 16.



- For use in all drawers
- Kit contains two self-adhesive end brackets and one natural finished hardwood divider
- Brackets are clear plastic and include two holes for optional screw attachment to drawer (screws not included)
- Hardwood divider measures ½" thick x 3⅞" tall x 20½" long
- Field trim the divider to fit
- Installation instructions included
- Offered individually

Base Wastebasket

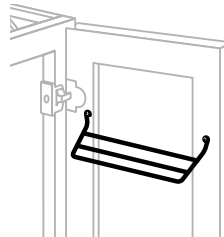
Price Book page 16.



- White epoxy-coated wire frame and 30 quart white plastic bin
- Requires Base Tray Kit (BTK). Order separately.
- Fits base cabinets 15" and wider
- Unit can be mounted sideways, two deep in 21" wide base cabinets
- 9½" x 15½" x 18" high (including bin)
- Installation hardware included
- Offered as individual kit or six per carton

Towel Bar (White)

Price Book page 16.



- White epoxy-coated wire
- Mounts to back of cabinet door
- Three 10" long towel bars
- 127/16" wide overall
- Designed to fit SB33 cabinet or wider
- Installation instructions and hardware included
- Offered individually

Drop-In Panel

DIP

Base Wastebasket

BWBFMK

BWBFMK-6

Drawer Partition Kit

DPK

Towel Bar (White)

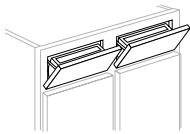
TB

Base Cabinet Accessories

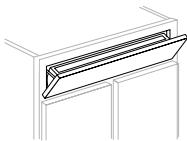
BASE CABINETS / ACCESSORIES

Utility Tray Kit

Price Book page 16.



UTK12



UTK22

- Removable high-impact white plastic tray installs on backside of sink base drawer front
- Allows drawer front to tilt down for convenient out-of-sight storage of small items, soap, scouring pads, etc.
- Integral finger ring holder on left end of each tray
- Partitioned bar soap storage on right end of each tray
- One pair of fully-concealed self-closing hinges included with each tray allowing drawer to front tilt down 51 degrees for tray access. Lifetime lubrication
- Hinge detent holds drawer front in open position
- Order decorative hardware separately
- Installation hardware and installation instructions included

UTK12

- Two single piece molded trays. Each tray is 11" wide x 2" front-to-back x 3⁷/₃₂" high
- Fits sink base cabinets 30" and wider. One tray will fit SB24 and SB27 cabinets (second tray can be installed on backside of door as a fixed storage tray)
- Offered one pair or 20 pairs per carton

UTK22

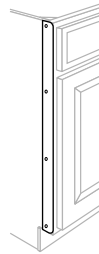
- One single piece molded tray which is 22" wide x 2¹/₁₆" front-to-back x 3⁹/₃₂" high
- Cannot be cut down in length
- Fits sink base cabinets 27" through 39" wide only
- Offered one or 20 per carton

Utility Tray Kit

- UTK12
- UTK12-20PR
- UTK22
- UTK22-20

Heat Shield

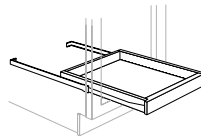
Price Book page 16.



- 18 gauge steel shield with White epoxy-coating for use with Mountain Mist
- Used to shield edge of vinyl-laminated doors and fronts from adjacent oven heat
- Mounting instructions included
- Mounting screws included
- Offered one per carton

Standard Base Tray Kit

Price Book page 16.



- Installs in bottom of base cabinets utilizing pre-drilled holes in cabinet back panel and some face frames
- Includes tray core box, left and right roller slides, and installation hardware
- Standard three-quarter extension slides
- Installs in 24" deep Utility Cabinets (U), utilizing pre-drilled holes in end panels
- BTK18 and BTK24 include brackets and screws for supporting guides on U end panels
- For double door base cabinets, order two kits
- Tray front made of solid hardwood. Tray sides, back and bottom panel made of engineered wood covered with a moisture- and stain-resistant, easy clean laminate. Top edges of sides and back finished with matching edgebanding
- Available in Maple Natural for all products except Mountain Mist and Rutland II
- Available in White for use in Mountain Mist and Rutland II
- One tray per kit

Heat Shield

HSD (White)

Standard Base Tray Kit

BTK12	BTK12M/P/S
BTK15	BTK15M/P/S
BTK18	BTK18M/P/S
BTK21	BTK21M/P/S
BTK24	BTK24M/P/S
BTK27	BTK27M/P/S
	BTK27BSUN
BTK33	BTK33M/P/S
BTK36	
BTK36/39	
BTK39	BTK39M/P/S
BTK45	BTK45M/P/S

Base Cabinet Accessories

Northport/Rutland II/Mountain Mist (Maple Natural or White)

Item:	Tray Width: Across Front	For use in:
BTK12	8¾"	B12 HDS, B12FH HDS, SB12, BCD24DR-4D FDS, BCD24DL-4D FDS
BTK15	11¾"	B15 HDS, B15FH HDS, SB15, B30 HDS, BCD30DR-4D FDS, B30FH HDS, SB30, SB30FH
BTK18	14¾"	B18 HDS, B18FH HDS, SB18, B36 HDS, BCD36DR-4D FDS, B36FH HDS, SB36, SB36FH, B54 HDS, U188424, U189024, U189624
BTK21	17¾"	B21 HDS, B21FH HDS, SB21, B42 HDS, B42FH HDS, SB42, SB42FH
BTK24	20¾"	B24 HDS, BFH 24 HDS, SB24, SB24FH, B48 HDS, B48FH HDS, SB48, SB48FH, U248424, U249024, U249624
BTK27	10¾"	B27 HDS, B27FH HDS, SB27, SB27FH, BBC39/42B HDS
BTK33	13¾"	B33 HDS, B33FH HDS, SB33, SB33FH, BBC42/45B HDS
BTK36	32¾"	Custom Applications
BTK36/39	7¾"	BBC36/39B HDS
BTK39	16¾"	B39 HDS, B39FH HDS, SB39, SB39FH, BBC45/48B HDS
BTK45	19¾"	B45 HDS, B45FH HDS, BBC48/51B HDS

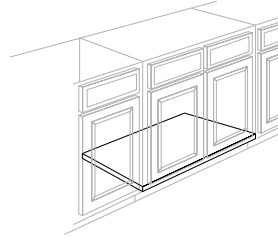
Milbridge II/Pemberton II/Sundale (Maple Natural)

Item:	Tray Width: Across Front	For use in:
BTK12M/P/S	8"	B12 HDS, B12FH HDS, SB12, BCD24DR-4D FDS
BTK15M/P/S	11"	B15 HDS, B15FH HDS, SB15, B30 HDS, BCD30DR-4D FDS, B30FH HDS, SB30, SB30FH
BTK18M/P/S	14"	B18 HDS, B18FH HDS, SB18, B36 HDS, BCD36DR-4D FDS, B36FH HDS, B54 HDS, SB36, SB36FH, U188424, U189024, U189624
BTK21M/P/S	17"	B21 HDS, BFH21 HDS, SB21, B42 HDS, BFH42 HDS, SB42, SB42FH
BTK24M/P/S	20"	B24 HDS, BFH24 HDS, SB24, SB24FH, B48 HDS, B48FH HDS, SB48, SB48FH, U248424, U249024, U249624
BTK27M/P/S	9½"	*B27 HDS, *B27FH HDS, *SB27, *SB27FH, BBC39/42B HDS
BTK27BSUN	23"	**B27B HDS, **B 27BFH HDS, **SB27B
BTK33M/P/S	12½"	B33 HDS, B33FH HDS, SB33, SB33FH, BBC42/45B HDS
BTK39M/P/S	15½"	B39 HDS, B39FH HDS, SB39, SB39FH, BBC45/48B HDS
BTK45M/P/S	18½"	B45 HDS, B45FH HDS, BBC48/51B HDS

* Milbridge II (MLB) and Pemberton II (PMB) only
** Sundale (SND) only

Sink Front Bottom

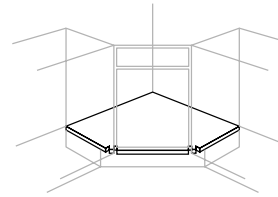
Price Book page 16.



- Use as an optional cabinet bottom with SF24, SF24FH, SF30, SF30FH, SF36, SF36FH and VSF24 straight Sink Fronts
- Fits SF36 and SF36FH without trimming. Field trim to length for SF24, SF24FH, SF30, SF30FH and VSF24
- 36⁷/₁₆" long x 23³/₁₆" wide x ³/₈" thick
- Engineered wood panel with White or Maple Natural moisture- and stain-resistant, easy clean laminate on exposed topside. Unfinished underside
- Maple Natural woodgrain direction runs lengthwise
- Installation screws included
- One per carton

Sink Front Diagonal Bottom

Price Book page 16.



- Use as optional cabinet bottom with SFA36, SFA36FH, SFA39 and SFA42 diagonal Sink Fronts
- Fits SFA42 without trimming. Field trim to length for SFA36, SFA36FH and SFA39
- 42³/₁₆" x 42³/₁₆" x ³/₈" thick
- Engineered wood panel with White or Maple Natural moisture- and stain-resistant, easy clean laminate on exposed topside. Unfinished underside
- Installation screws included
- One per carton

Sink Front Bottom

SFB2336

Sink Front Diagonal Bottom

SFDB4242

Notes



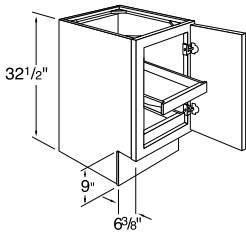
Access Cabinets

24" deep, 32¹/₂" high (excluding doors and drawers)

Masco Cabinetry LLC™ manufactures cabinets that are readily used in floor plans that meet current **ADA Accessibility Guidelines for Buildings and Facilities** (ADAAG) guidelines. The primary responsibility to make a space comply with these guidelines is on the architect or space planner. Merillat products can be used to help satisfy the storage needs and accessibility requirements of disabled persons but depends on the knowledge, skill and creativity of the design professional and proper installation of these products. ADA Accessibility Guidelines for Buildings and Facilities can be visited online at www.access-board.gov/adaag/html/adaag.htm

Access Base Single Door Full-Height

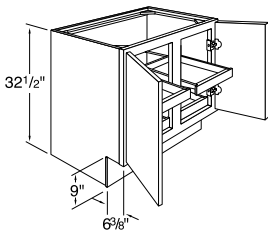
Price Book page 17.



- One full-height door
- Specify L or R hinging
- Two roll-out trays
- Toespace dimensions are 9" high x 6³/₈" deep without Access Toekick Cover

Access Base Double Door Full-Height

Price Book page 17.



- Two full-height doors
- Four roll-out trays, two behind each door, except AB27BFH
- AB27 not available in Sundale
- AB27BFH cabinet has butt doors without frame center stile and two full-width roll-out trays. Only available in Sundale
- Can be used as a blind corner cabinet by removing one door and covering opening with a Panel Backer (PB) except AB27BFH
- Toespace dimensions are 9" high x 6³/₈" deep without Access Toekick Cover

Access Base Single Door Full-Height

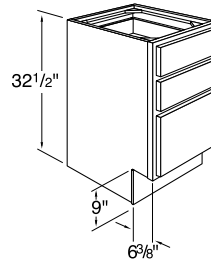
AB12FH L or R
AB15FH L or R
AB18FH L or R
AB24FH L or R

Access Base Double Door Full-Height

AB27FH
AB27BFH
AB30FH
AB33FH
AB36FH
AB39FH
AB42FH
AB45FH
AB48FH

Access Base Three Drawer

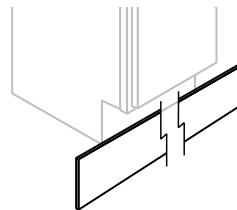
Price Book page 17.



- Two standard height drawers on top
- Bottom deep drawer has 6⁷/₈" high sides
- Toespace dimensions are 9" high x 6³/₈" deep without Access Toekick Cover
- All drawers have standard three-quarter extension slides

Access Toekick Cover — Laminate

Price Book page 17.



- Available in White and all finishes in Oak and Maple
- ³/₁₆" thick plywood x 8¹⁵/₁₆" high x 96" long toekick cover with matching moisture- and stain-resistant, easy clean laminate on one side
- Used to cover toekick on Access Cabinets or base built-up to accommodate a wheelchair
- Offered individually or 4 per carton

Access Base Drawer — Three Drawer

ABD12-3D
ABD15-3D
ABD18-3D
ABD24-3D

Access Toekick Cover — Laminate


ATKCL8
ATKCL8-4

Tall Cabinets

24" deep (excluding doors and drawers)

Oven Cabinet Single

Price Book page 18.



84" high shown

- Not available in Sundale
- 96" high cabinets have two adjustable full-depth shelves in upper section
- 90" high cabinets have one adjustable full-depth shelf in upper section
- 84" high cabinets have no shelf in upper section
- Two doors on both upper and bottom sections
- Center section accommodates single ovens
- One adjustable full-depth shelf in bottom section
- Fixed shelf between upper and center sections
- Includes adjustable oven platform with heavy-duty metal mounting brackets and screws which install into pre-drilled end panel holes. Additional platform, brackets and screws for a second appliance can be purchased separately. See Oven Cabinet Support Platform (OCSP).
- 1½" wide removable, trimmable vertical frame stiles on both sides of opening for easy adjustment (Rutland II and Mountain Mist have 3" wide non-removable trimmable vertical frame stiles).
- 96" high cabinets include toekick platform, shipped unattached for easier handling and installation
- Toekick cover required on exposed sides of toekick platform for 96" high cabinets
- Rutland II and Mountain Mist uses face-mounted door hinges to provide matching cabinet frame reveals

Oven Cabinet Single

96" High

OCS2796

OCS3096

90" High

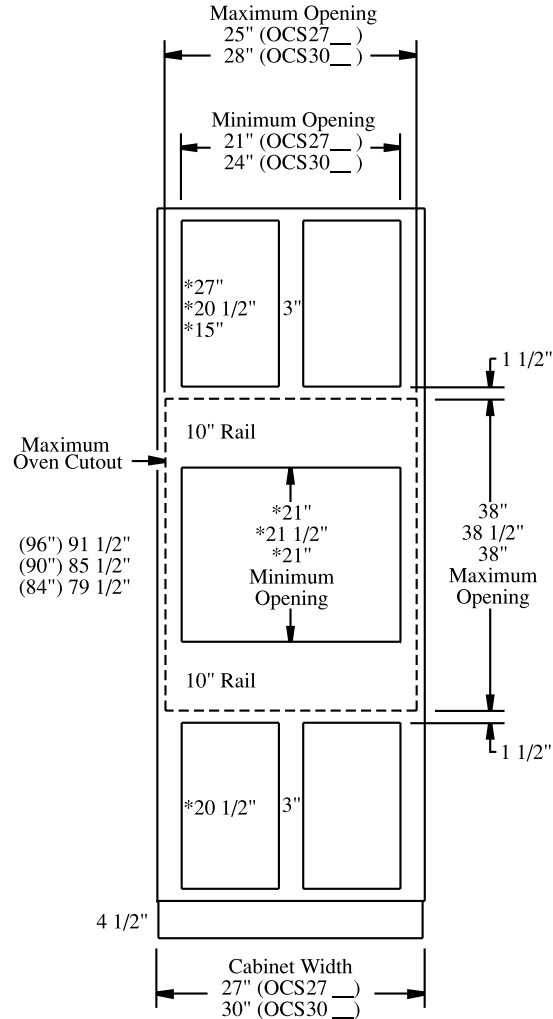
OCS2790

OCS3090

84" High

OCS2784

OCS3084



Substitute __ with cabinet's height
*Vertical face frame opening size

NOTE:

Milbridge II, Northport and Pemberton II OCS cabinets have face frames with 1 1/2" wide full-length stiles combined with 1 1/2" wide removable vertical trim strips within the oven opening.


Mountain Mist and Rutland II OCS cabinets have face frames with 3" wide full-length stiles.

Tall Cabinets

24" deep (excluding doors)

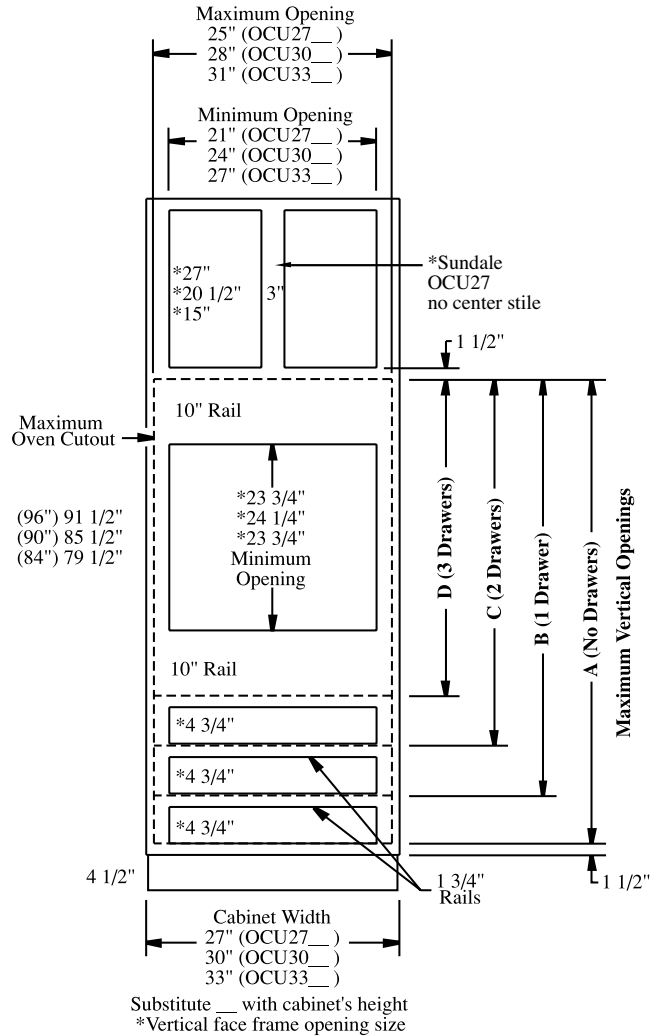
Oven Cabinet Universal

Price Book page 18.



84" high shown

- Two doors on upper section with face frame center stile
- Sundale OCU2796, OCU2790 and OCU2784 cabinets have butt doors.
- No face frame center stile
- Three full-width standard height drawer openings at bottom
- Includes one full-width standard height drawer
- Order additional drawer(s) if required. See Oven Drawer Kit (ODK).
- 96" high cabinets have two adjustable full-depth shelves in upper section
- 90" high cabinets have one adjustable full-depth shelf in upper section
- 84" high cabinets have no shelf in upper section
- Fixed shelf between upper and center sections
- Center section accommodates single and double ovens by trimming/removing horizontal frame rails
- 3" wide trimmable vertical frame stiles provide opening width adjustment
- Face frame rails are attached to frame stiles with screws on the backside for easy removal
- Includes adjustable oven platform with heavy-duty metal mounting brackets and screws which install into pre-drilled end panel holes. Additional platform, brackets and screws for a second appliance can be purchased separately. See OCSP (Oven Cabinet Support Platform).
- 96" high cabinets include a toekick platform shipped unattached for easier handling and installation
- Toekick Cover required on exposed sides of toekick platform for 96" high cabinets
- Face-mounted door hinges are used to provided matching cabinet frame reveals



TALL CABINETS / ACCESSORIES

Maximum Vertical Openings for Oven

Cabinet Height	A	B	C	D
84"	60"	53 3/4"	47 1/4"	40 3/4"
90"	60 1/2"	54 1/4"	47 3/4"	41 1/4"
96"	60"	53 3/4"	47 1/4"	40 3/4"

Oven Cabinet Universal

96" High

OCU2796
OCU3096
OCU3396

90" High

OCU2790
OCU3090
OCU3390

84" High


OCU2784
OCU3084
OCU3384

Tall Cabinets

24" and 12" deep (excluding doors) as noted

Utility Single Door

Price Book page 19.

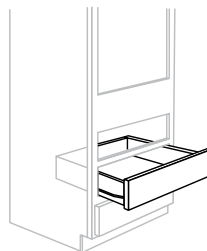


84" high shown

- Available in 12" and 24" depths (excluding doors)
- One door on both upper and tall sections
- Milbridge II, Sundale and Pemberton II tall door is (2) piece panel construction
- Mountain Mist tall door has a single raised panel profile
- Specify L or R hinging
- Fixed shelf between upper and tall sections
- 84" high cabinets have no shelf in upper section
- 90" high cabinets have one adjustable full-depth shelf in upper section
- 96" high cabinets have two adjustable full-depth shelves in upper section
- Interior height of tall section is 60¹⁵/₁₆" in 84" and 96" high cabinets; 61⁷/₁₆" in 90" high cabinets
- 96" high cabinets include toekick platform, shipped unattached for easier handling and installation
- Toekick Cover required on exposed sides of toekick platform for 96" high cabinets
- Bottom section of 12" deep cabinets is pre-drilled for optional adjustable shelves (USK)
- Bottom section of 24" deep cabinets is pre-drilled for optional adjustable shelves (USK) and roll-out trays (BTK)

Oven Drawer Kit

Price Book page 19.



- Optional drawer for use with Oven Cabinet Universal (OCU)
- Provides additional storage when a single or compact double oven is used
- A maximum of two additional drawers can be added to the oven cabinet
- Kit includes drawer front, drawer core, slides and mounting hardware
- Drawers have standard three-quarter extension slides
- Order decorative hardware separately
- One per kit

TALL CABINETS / ACCESSORIES

Utility Single Door

<i>96" High</i>	<i>96" High</i>
<i>12" Deep</i>	<i>24" Deep</i>
U1896 L or R	U189624 L or R
U2496 L or R	U249624 L or R

<i>90" High</i>	<i>90" High</i>
<i>12" Deep</i>	<i>24" Deep</i>
U1890 L or R	U189024 L or R
U2490 L or R	U249024 L or R

<i>84" High</i>	<i>84" High</i>
<i>12" Deep</i>	<i>24" Deep</i>
U1884 L or R	U188424 L or R
U2484 L or R	U248424 L or R

Oven Drawer Kit

ODK27
ODK30
ODK33

Tall Cabinet Accessories

Tall Filler

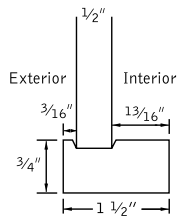
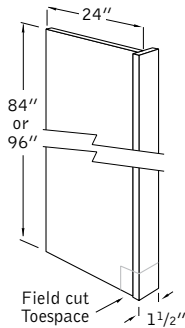
Price Book pages 20, 25.



- 3/4" thick solid Maple or Oak filler
- Available in White, and all finishes in Oak and Maple
- White filler is painted Maple
- 3" wide x 84", 90" or 96" tall including toespace (toekick backer) assembly
- For L or R installation
- Edge may be cut (scribed) to fit wall surface
- Toespace (toekick backer) assembly shipped unattached
- One per carton

Tall End Panel Filler

Price Book page 20.



Plan View
Front Edge

- Available in White, and all finishes in Oak and Maple
- Use next to the refrigerator to conceal side, also supports 24" deep wall cabinet over refrigerator
- 84" or 96" tall x 24" deep with 1 1/2" x 3/4" solid Maple or Oak filler
- White filler is painted Maple
- Oak and Maple finished end fillers have a 1/2" thick plywood panel with matching finished veneer exterior and interior
- White end filler has a 1/2" thick engineered wood panel with white easy clean laminate exterior and interior
- Unless otherwise specified, Northport White will be shipped in Oak Natural
- Toespace must be field cut for L or R-hand use
- One per carton

Tall Filler

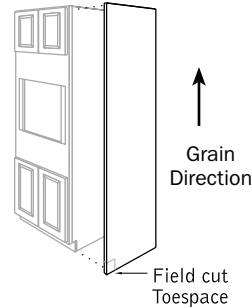
TF3-84
TF3-90
TF3-96

Tall End Panel Filler

TEPF1-84
TEPF1-96

Tall End Panel

Price Book page 20.



- Available in White, and all finishes in Oak and Maple
- Optional panel used to trim or flush-out laminate exposed end of tall cabinet
- Can also be used as decorative panel on doors of side-by-side refrigerators where trim kits are available from the refrigerator manufacturer
- For L- or R-hand use
- Vertical grain direction when applicable
- Finished one side only
- TEP84 – 23 1/4" wide x 84" long
- TEP96 – 23 1/4" wide x 96" long
- Field cut TEP96 for 90" tall cabinets
- Oak and Maple finished TEPs are 3/16" thick veneered plywood
- White TEPs are 3/16" thick plywood with easy clean laminate finish for use with Northport White (when specified), Mountain Mist and Rutland II
- Unless otherwise specified, Northport White will be shipped in Oak Natural
- Toespace must be field cut for L- or R-hand use
- Offered individually or two per carton

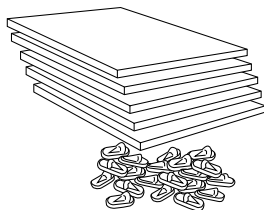
Tall End Panel

TEP84
TEP84-2
TEP96
TEP96-2

Tall Cabinet Accessories

Utility Shelf Kit — Full-Depth

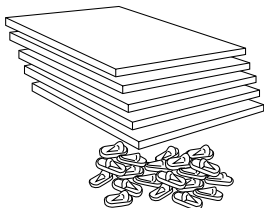
Price Book page 20.



- Fits 24" deep Utility Cabinets
- Shelves are made of $\frac{5}{8}$ " thick engineered wood covered on both sides with a moisture- and stain-resistant, easy clean laminate with matching edgebanding across the front edge
- Available in Maple Natural for all products except Mountain Mist and Rutland II
- Available in White for use with Mountain Mist and Rutland II
- $22\frac{19}{32}$ " deep x $16\frac{1}{4}$ " or $22\frac{1}{4}$ " wide
- One kit of 5 shelves and 20 shelf supports per carton

Utility Shelf Kit

Price Book page 20.



- Fits 12" deep Utility Cabinets or can be used as Half-Depth shelves in 24" deep Utility Cabinets
- Shelves are made of $\frac{5}{8}$ " thick engineered wood covered on both sides with a moisture- and stain-resistant, easy clean laminate with matching edgebanding across the front edge
- Available in Maple Natural for all products except Mountain Mist and Rutland II
- Available in White for use with Mountain Mist and Rutland II
- $10\frac{19}{32}$ " deep x $16\frac{1}{4}$ " or $22\frac{1}{4}$ " wide
- One kit of 5 shelves and 20 shelf supports per carton

Utility Shelf Kit — Full-Depth

USK1824-5/8

USK2424-5/8

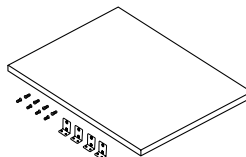
Utility Shelf Kit

USK1812-5/8

USK2412-5/8

Oven Cabinet Support Platform

Price Book page 20.



- For installing a second appliance in one Oven Cabinet
- Same shelf platform and hardware as included with Oven Cabinet
- Shelf platform is $1\frac{1}{8}$ " thick engineered wood unfinished on all surfaces
- Shelf platform size:
OCSP27 – $25\frac{1}{4}$ " wide x $22\frac{7}{16}$ " deep
OCSP30 – $28\frac{1}{4}$ " wide x $22\frac{7}{16}$ " deep
OCSP33 – $31\frac{1}{4}$ " wide x $22\frac{7}{16}$ " deep
- Includes four heavy-duty metal mounting brackets and eight screws which install into pre-drilled cabinet end panel holes
- One per carton

Oven Cabinet Support Platform

OCSP27

OCSP30

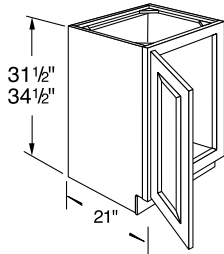
OCSP33

Bath Cabinets

21" deep, 31½" high (excluding doors and drawers) unless otherwise noted

Vanity Base Single Door Full-Height

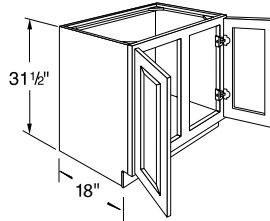
Price Book page 21.



- One full-height door
 - Specify L or R hinging
 - Back panel is pre-drilled for optional bottom and mid-height vanity roll-out trays
- † Accepts DeNova Beginnings® natural granite or natural marble vanity top. See page 42 for details

Vanity Base Double Door Full-Height — 18" Deep

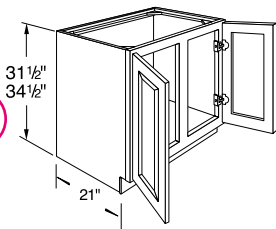
Price Book page 21.



- Two full-height doors
- Back panel is pre-drilled for optional bottom and mid-height roll-out trays

Vanity Base Double Door Full-Height

Price Book page 21.

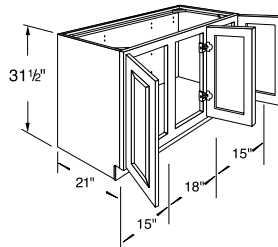


- Two full-height doors
- VB27 and VB2735 not available in Sundale
- VB27B and VB2735B cabinets have butt doors without frame center stile. Only available in Sundale
- Back panel is pre-drilled for optional bottom and mid-height roll-out trays

† Accepts DeNova Beginnings® natural granite or natural marble vanity top. See page 42 for details

Vanity Base Three Door Full-Height

Price Book page 21.



- Three full-height doors
- Center door hinged right
- Cabinet is symmetrical
- Middle door is 3" wider than outer doors
- Back panel is pre-drilled for optional bottom and mid-height roll-out trays that fit behind outer doors

† Accepts DeNova Beginnings® natural granite or natural marble vanity top. See page 42 for details

Vanity Base Single Door Full-Height

31½" High

34½" High

21" Deep

21" Deep

† VB24SFH L or R

† VB2435SFH L or R

Vanity Base Double Door Full-Height — 18" Depth

31½" High

18" Deep

VB2418FH

VB3018FH

VB3618FH

Vanity Base Double Door Full-Height

31½" High

34½" High

21" Deep

21" Deep

† VB24FH

VB27FH

VB27BFH

† VB30FH

VB33FH

† VB36FH

VB39FH

† VB42FH

VB2735FH

VB2735BFH

† VB3035FH

VB3335FH

† VB3635FH

VB3935FH

† VB4235FH

Vanity Base Three Door Full-Height

31½" High

21" Deep

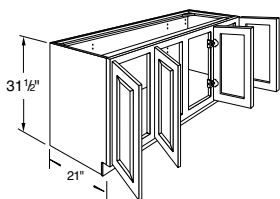
† VB48FH

Bath Cabinets

21" deep, 31½" high (excluding doors and drawers) unless otherwise noted

Vanity Base Four Door Full-Height

Price Book page 22.

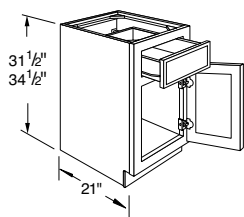


- Actual cabinet width is 59½"
- Frame stiles are extended and may be trimmed a maximum of ½" each to a cabinet width of 58½"
- Four full-height doors
- Left inner door hinged left, right inner door hinged right
- Milbridge II, Sundale and Pemberton II outer doors are 12⅝" wide. Inner doors are 12" wide
- Northport and Rutland II outer doors are 14⅝" wide. Inner doors are 14" wide
- Mountain Mist outer doors are 13¼" wide. Inner doors are 12⅝" wide
- Back panel is pre-drilled for optional bottom and mid-height roll-out trays

† Accepts DeNova Beginnings® natural granite or natural marble vanity top. See page 42 for details

Vanity Base One Drawer Single Door

Price Book page 22.



- One standard height top drawer
- One door
- Specify L or R hinging
- Back panel is pre-drilled for optional bottom and mid-height roll-out trays

† Accepts DeNova Beginnings® natural granite or natural marble vanity top. Requires conversion of the top drawer(s) to false front(s). See page 42 for details

Vanity Base Four Door Full-Height

31½" High
21" Deep

† VB60FH

Vanity Base One Drawer Single Door

31½" High 34½" High
21" Deep 21" Deep

VB12 L or R

VB15 L or R

VB18 L or R

† VB24 L or R

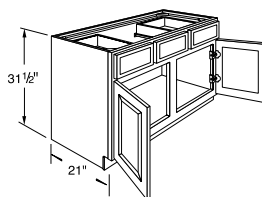
VB1535 L or R

VB1835 L or R

† VB2435 L or R

Vanity Sink Base Two Drawer Double Door

Price Book page 22.

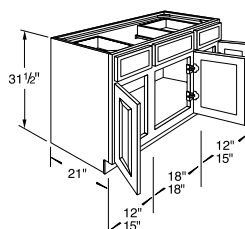


- Two doors
- Two standard height top drawers
- Drawer front only between drawers
- 18" between drawers for sink installation
- Back panel is pre-drilled for optional bottom and mid-height roll-out trays

† Accepts DeNova Beginnings® natural granite or natural marble vanity top. See page 42 for details

Vanity Sink Base Two Drawer Three Door

Price Book page 22.



- Three doors
- Center door hinged right
- Drawer front only above center door
- Two standard height top drawers, one above each outer door
- Cabinet is symmetrical
- Middle door of VSB42 is 6" wider than outer doors
- Middle door of VSB48 is 3" wider than outer doors
- 21" between drawers for sink installation
- Back panel is pre-drilled for optional bottom and mid-height roll-out trays that fit behind outer doors

• **Note:** Instructions and hardware included in cabinet to convert the drawers into drawer fronts only for offset or double vanity bowls

† Accepts DeNova Beginnings® natural granite or natural marble vanity top. See page 42 for details

Vanity Sink Base Two Drawer Double Door

31½" High
21" Deep

† VSB36-2D

Vanity Sink Base Two Drawer Three Door

31½" High
21" Deep

† VSB42-2D

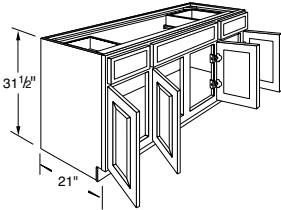
† VSB48-2D

Bath Cabinets

21" deep, 31½" high (excluding doors and drawers) unless otherwise noted

Vanity Sink Base Two Drawer Four Door

Price Book page 22.



- Actual cabinet width is 59½"
 - Four doors, left inner door hinged L, right inner door hinged right
 - Two standard height top drawers, one above each outer door
 - One full-width drawer front only above inner doors
 - Frame stiles are extended and may be trimmed a maximum of ½" each to a cabinet width of 58½"
 - Milbridge II, Sundale and Pemberton II outer doors are 12⅝" wide. Inner doors are 12" wide
 - Northport and Rutland II outer doors are 14⅝" wide. Inner doors are 14" wide
 - Mountain Mist outer doors are 13¼" wide. Inner doors are 12⅝" wide
 - 31¾" between drawers for sink installation
 - Back panel is pre-drilled for optional bottom and mid-height roll-out trays that fit behind outer doors
 - **Note: Instructions and hardware included in cabinet to convert the drawers into drawer fronts only for offset or double vanity bowls**
- † Accepts DeNova Beginnings® natural granite or natural marble vanity top. VT6122 DB requires conversion of the top drawer(s) to false front(s). See page 42 for details

Vanity Sink Base Two Drawer Four Door

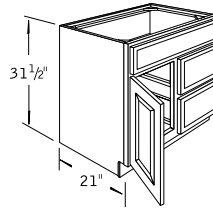
31½" High

21" Deep

† VSB60-2D

Vanity Combination Drawer — Two Drawer Single Door

Price Book page 23.

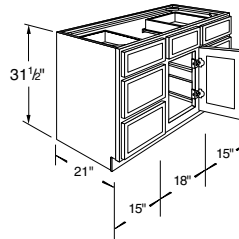


R-hand drawer position shown

- One door
 - Two deep drawers
 - One full-width drawer front above drawers and door
 - Specify DL or DR drawer position
 - Back panel is pre-drilled for optional bottom and mid-height roll-out trays
- † Accepts DeNova Beginnings® natural granite or marble vanity top. See page 42 for details

Vanity Combination Drawer — Six Drawer Single Door

Price Book page 23.



- One center door, hinged right
 - Two standard height top drawers
 - Four deep lower drawers
 - Drawer front only above door
 - 21" between drawers for sink installation
 - Back panel not pre-drilled for optional roll-out trays
 - Note: Instructions and hardware included in cabinet to convert the drawers into drawer fronts only for offset or double vanity bowls
- † Accepts DeNova Beginnings® natural granite or marble vanity top. See page 42 for details

Vanity Combination Drawer — Two Drawer Single Door

31½" High

21" Deep

† VCD24 DL or DR

† VCD30 DL or DR

† VCD36 DL or DR

Vanity Combination Drawer — Six Drawer Single Door

31½" High

21" Deep

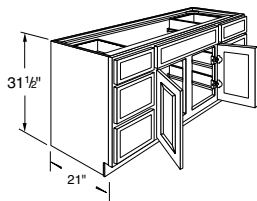
† VCD48

Bath Cabinets

21" deep, 31½" high (excluding doors and drawers) unless otherwise noted

Vanity Combination Drawer — Six Drawer Double Door

Price Book page 23.

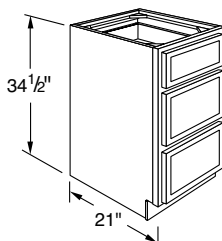


- Actual cabinet width is 59½"
- Two doors, left door hinged left, right door hinged right
- Six drawers: 2 standard height top drawers and four deep lower drawers
- One full-width drawer front only above doors
- Frame stiles are extended and may be trimmed a maximum of ½" each to a cabinet width of 58½"
- 31¾" between drawers for sink installation
- Back panel not pre-drilled for optional roll-out trays
- Note: Instructions and hardware included in cabinet to convert the drawers into drawer fronts only for offset or double vanity bowls

† Accepts DeNova Beginnings® natural granite or natural marble vanity top. VT6122 DB requires conversion of the top drawer(s) to false front(s). See page 42 for details

Vanity Drawer — Three Drawer

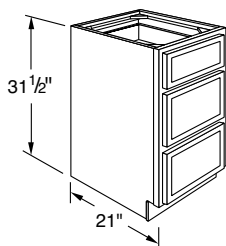
Price Book page 23.



- 34½" high
- One standard height drawer on top
- Two deep drawers on bottom with 6⅞" high sides
- All drawers have standard three-quarter extension slides

Vanity Drawer — Three Drawer

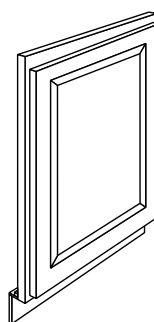
Price Book page 23.



- One standard height drawer on top
- Two deep lower drawers with 6⅞" high sides
- All drawers have standard three-quarter extension slides

Vanity Sink Front Single Door Full-Height

Price Book page 23.



- One full-height door
- Specify L or R hinging
- Toespace (toekick backer) assembly included, shipped unattached
- Bottom panel not supplied, order separately. See SFB2336

Vanity Combination Drawer — Six Drawer Two Door

31½" High

21" Deep

† VCD60

Vanity Drawer — Three Drawer

31½" High

21" Deep

VD12-3D

VD15-3D

VD18-3D

VD21-3D

VD24-3D

Vanity Drawer — Three Drawer

34½" High

21" Deep

VD1235-3D

VD1535-3D

VD1835-3D

VD2135-3D

VD2435-3D

Vanity Sink Front Single Door Full-Height

31½" High

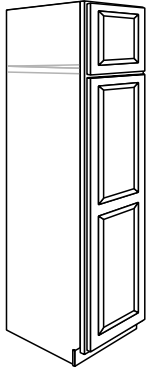
VSF24SFH L or R

Bath Cabinets

21" deep, 31½" high (excluding doors and drawers) unless otherwise noted

Vanity Linen Cabinet Tall

Price Book page 24.



84" high shown

- 21" deep excluding doors
- One door on both upper and tall sections
- Milbridge II, Sundale and Pemberton II tall door is (2) piece panel construction
- Mountain Mist tall door has a single raised panel profile
- Specify L or R hinging
- Fixed shelf between upper and tall sections
- 84" high cabinets have no shelf in upper section
- 90" high cabinets have one adjustable full-depth shelf in upper section
- 96" high cabinets have two adjustable full-depth shelves in upper section
- Interior height of tall section is 60¹⁵/₁₆" in 84" and 96" high cabinets; 61⁷/₁₆" in 90" high cabinets
- 96" high cabinets include toe-kick platform shipped unattached for easier handling and installation
- Toekick Cover required on exposed sides of toekick platform for 96" high cabinets
- Bottom section pre-drilled for optional adjustable shelves and vanity roll-out trays
- Adjustable shelves and roll-out trays not included for bottom section. See Bath Cabinet Accessories for VLSK18, VLSK24, VTK18 and VTK24

Utility Front

Price Book page 24.



- One door on both upper and bottom sections
- Does not include toekick backer assembly
- Specify L or R hinging
- Milbridge II, Sundale and Pemberton II tall door is (2) piece panel construction
- Mountain Mist tall door has a single raised panel profile
- UF1884 and UF2484 are 79½" tall
- UF1890 and UF2490 are 85½" tall
- UF1896 and UF2496 are 91½" tall

Vanity Linen Cabinet Tall

96" High

VLC1896 L or R
VLC2496 L or R

90" High

VLC1890 L or R
VLC2490 L or R

84" High

VLC1884 L or R
VLC2484 L or R

Utility Front

96" High

UF1896 L or R
UF2496 L or R

90" High

UF1890 L or R
UF2490 L or R

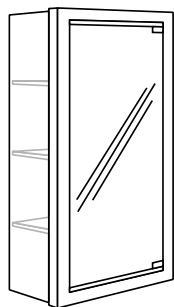
84" High

UF1884 L or R
UF2484 L or R

Bath Cabinets

Medicine Cabinet

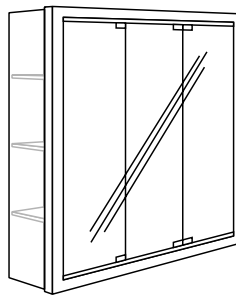
Price Book page 24.



- Available in White, and all finishes in Oak and Maple
- Can be surface or recess mounted
- Single door hinged right
- Cabinet may be inverted for L-hand hinging but magnetic touch latch must be relocated
- The door is $\frac{3}{16}$ " thick plate mirror glass with smooth rounded edges and vinyl safety backer
- Door is mounted on pivot hinges and operates with a magnetic touch latch
- Door shipped unattached for easier handling and installation
- Solid Oak or Maple frame is profiled on all four outside edges that compliment Milbridge II and Pemberton II doors and drawer fronts
- White frame is painted Maple
- Three adjustable $\frac{5}{8}$ " thick shelves held with clear no-tilt shelf supports
- Maple Natural laminate interior and shelves, except for White
- White has a white laminate interior and shelves
- Includes installation hardware
- Cabinet dimensions: 16" wide x 27" high x $4\frac{1}{4}$ " deep
- Cutout dimensions for recessed installation: $14\frac{1}{2}$ " wide x $25\frac{3}{4}$ " high x $3\frac{1}{2}$ " deep

Tri-View Medicine Cabinet

Price Book page 24.



- Available in White, and all finishes in Oak and Maple
- Three equal size doors of $\frac{3}{16}$ " thick plate mirror glass with smooth rounded edges and vinyl safety backer
- Doors are mounted on pivot hinges and operate with a magnetic touch latch
- Left and center doors are hinged right. Right door is hinged left. Creates a three-way reflection.
- Cabinet may be inverted for L-hand hinged center door but magnetic touch latches must be relocated
- Doors shipped unattached for easier handling and installation
- Can be surface or recess mounted
- Solid Oak or Maple frame is profiled on all four outside edges that compliment but do not match Milbridge II and Pemberton II doors and drawer fronts
- White frame is painted Maple
- Vertical divider located behind the center and right hand doors in TVMC3030 and TVMC3630 cabinets
- Maple Natural laminate interior and shelves, except White
- White has a White laminate interior and shelves
- Each section has three adjustable $\frac{5}{8}$ " thick shelves held with clear no-tilt shelf supports
- Includes installation hardware
- Cabinet dimensions:
 - TVMC2430 — 24" wide x 30" high x $4\frac{1}{4}$ " deep
 - TVMC3030 — 30" wide x 30" high x $4\frac{1}{4}$ " deep
 - TVMC3630 — 36" wide x 30" high x $4\frac{1}{4}$ " deep
- Cutout dimensions for recessed installation:
 - TVMC2430 — $22\frac{3}{4}$ " wide x $28\frac{3}{4}$ " high x $3\frac{1}{2}$ " deep
 - TVMC3030 — $28\frac{3}{4}$ " wide x $28\frac{3}{4}$ " high x $3\frac{1}{2}$ " deep
 - TVMC3630 — $34\frac{3}{4}$ " wide x $28\frac{3}{4}$ " high x $3\frac{1}{2}$ " deep

Medicine Cabinet

MC1627

Tri-View Medicine Cabinet

TVMC2430

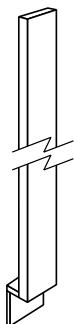
TVMC3030

TVMC3630

Bath Cabinets

Tall Filler

Price Book pages 20, 25.



- $\frac{3}{4}$ " thick solid Maple or Oak filler
- Available in White, and all finishes in Oak and Maple
- White filler is painted Maple
- 3" wide x 84", 90" or 96" tall including toespace (toekick backer) assembly
- For L or R installation
- Edge may be cut (scribed) to fit wall surface
- Toespace (toekick backer) assembly shipped unattached
- One per carton

Notes

Vanity Filler

Price Book page 25.



- Available in all finishes
- Not available with Maple accent glaze
- $\frac{3}{4}$ " thick solid wood filler
- Chiffon and White fillers are painted solid maple
- 3" wide x $31\frac{1}{2}$ " tall including toespace (toekick backer) assembly
- For L or R installation
- Edge may be cut (scribed) to fit wall surface
- Toespace (toekick backer) assembly shipped unattached
- One per carton

Tall Filler

TF3-84
TF3-90
TF3-96

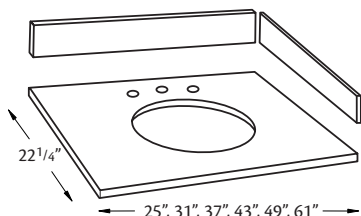
Vanity Filler

VF3

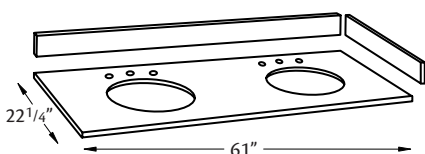
Bath Cabinet Accessories

DeNova Beginnings® Stock Vanity Tops

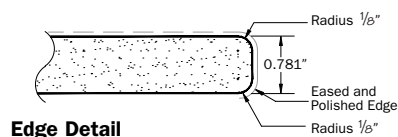
Price Book page 25



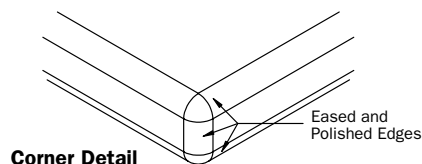
Single Bowl



Double Bowl



Edge Detail



Corner Detail

- Backsplash and one side splash with an eased edge are shipped unattached with the top
- Side splashes can be used universally for left or right hand applications
- Additional side splash VTSS22ES is available as an accessory
- Tops are drilled for 4" or 8" spread faucets
- 4" faucet spread available in all colors
- 8" faucet spread available in Uba Tuba and Wheat color only
- Tops come with a mounted white vitreous china bowl(s) with an integrated overflow drain
- Eased style – Eased front edge profile with eased detail on side edges and bowl edge. Front end side edges are 2cm (3/4") thick
- The centerline of the sink bowls on the 61" double bowl top is 12 1/2" from the left and right edges to sink center
- Top, backsplash and side splash are factory polished and sealed on exposed surfaces
- 1 year limited warranty

DeNova Beginnings® Stock Vanity Tops

Price Book page 25

- VT2522 tops fit these vanities: VB2435SFH, VB24SFH, *VB24, *VB2435, VB24FH, VCD24DL, VCD24DR
- VT3122 tops fit these vanities: VB30FH, VB3035FH, VCD30DL, VCD30DR
- VT3722 tops fit these vanities: VB36FH, VB3635FH, VCD36DL, VCD36DR, VSB36-2D
- VT4322 tops fit these vanities: VB42FH, VB4235FH, VSB42-2D
- VT4922 tops fit these vanities: VB48FH, VCD48, VSB48-2D
- VT6122 tops fit these vanities: VB60FH, VCD60
- VT6122 DB tops fit these vanities: VB 60FH, *VSB60-2D

* Requires conversion of the top drawer(s) to false front(s).

Single bowl

4" faucet spread vanity top

Width and Depth

VT2522ES4	25" x 22 1/4"
VT3122ES4	31" x 22 1/4"
VT3722ES4	37" x 22 1/4"
VT4322ES4	43" x 22 1/4"
VT4922ES4	49" x 22 1/4"
VT6122ES4	61" x 22 1/4"

Single bowl

8" faucet spread vanity top

Width and Depth

VT2522ES8	25" x 22 1/4"
VT3122ES8	31" x 22 1/4"
VT3722ES8	37" x 22 1/4"
VT4322ES8	43" x 22 1/4"
VT4922ES8	49" x 22 1/4"
VT6122ES8	61" x 22 1/4"

Double bowl

4" faucet spread vanity top

Width and Depth

VT6122DBES4	61" x 22 1/4"
-------------	---------------

Double bowl

8" faucet spread vanity top

Width and Depth

VT6122DBES8	61" x 22 1/4"
-------------	---------------

Replacement Backsplash

VTBS25ES	25"
VTBS31ES	31"
VTBS37ES	37"
VTBS43ES	43"
VTBS49ES	49"
VTBS61ES	61"

Side Splash

VTSS22ES	22"
----------	-----

Bath Cabinet Accessories

Merillat code breakdown for vanity tops

Notes

4 GR ES UTNON N.NNNN.SST.C. **VT2522ES4**

Door Style Specie Shape Color & Glaze SKU

Door Style="Faucet Spread"	
4	Use for vanity tops only
8	Use for vanity tops only
NSP	Use for backsplash and sidesplash only

Specie="Material"	
GR	Granite
MR	Marble

Shape="Edge"	
ES	Eased Edge

Color & Glaze="Color"	
AKNON	Absolute Black
GHNON	Golden Hill
UTNON	Uba Tuba
WTNON	Wheat
WCNON	White Carrara

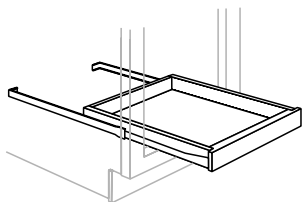
- For 20-20 cross reference, append material and color code below after SKU.
- Example: VT2522ES4GRAK

Color & Glaze="Color"	
GRAK	Granite Absolute Black
GRGH	Granite Golden Hill
GRUT	Granite Uba Tuba
GRWT	Granite Wheat
MRWC	Marble White Carrara

Bath Cabinet Accessories

Vanity Tray Kit

Price Book page 25.



- Installs in bottom of 21" deep vanity cabinets utilizing pre-drilled holes in cabinet back panel and some face frames
- Includes tray core box, left and right roller slides, and installation hardware
- Standard three-quarter extension slides
- Determine location of plumbing before ordering trays
- For double door vanity cabinets, order two kits
- Tray front made of solid hardwood. Tray sides, back and bottom panel made of engineered wood covered with a moisture- and stain-resistant, easy clean laminate. Top edges of sides and back finished with matching edgebanding
- Available in Maple Natural for all products except Mountain Mist and Rutland II
- Available in White for use in Mountain Mist and Rutland II
- One tray per kit
- **Note:** Special size VTKs required for Milbridge II, Pemberton II and Sundale vanity cabinets. Please specify (M/P, M/P/S, or SUN)

Vanity Tray Kit

<i>Northport/ Rutland</i>	<i>Milbridge II, Pemberton II, Sundale</i>
VTK12	VTK12M/P/S
VTK13	VTK13M/P
VTK15	VTK15M/P/S
VTK16	
VTK18	VTK18M/P/S
VTK21	VTK21M/P/S
VTK24	VTK24M/P/S
	VTK27BSUN

Northport/Rutland

Item:	Tray Width:	For use in:
VTK12	8¾"	VB24FH, VB12, VSB42-2D, VCD24
VTK13	10¾"	VB27FH, VB2735FH
VTK15	11¾"	VB30FH, VB3035FH, VB48FH, VB60FH, VCD30, VB15, VB1535, VSB48-2D, VSB60-2D
VTK16	13¾"	VB33FH, VB3335FH
VTK18	14¾"	VB36FH, VB3635FH, VCD36, VB18, VB1835, VSB36-2D, VLC1896, VLC1890, VLC1884
VTK21	17¾"	VB42FH, VB4235FH
VTK24	20¾"	VB24SFH, VB2435FH, VB24, VB2435, VLC2496, VLC2490, VLC2484

Milbridge II/Pemberton II/Sundale

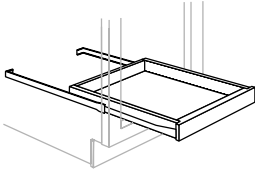
Item:	Tray Width:	For use in:
VTK12M/P/S	8"	VB24FH, VB12, VSB42-2D, VCD24
VTK13M/P	9½"	VB27FH, VB2735FH
VTK15M/P/S	11"	VB30FH, VB3035FH, VB48FH, VB60FH, VCD30, VB15, VB1535, VSB48-2D, VSB60-2D
VTK18M/P/S	14"	VB36FH, VB3635FH, VCD36, VB18, VB1835, VSB36-2D, VLC1896, VLC1890, VLC1884
VTK21M/P/S	17"	VB42FH, VB4235FH
VTK24M/P/S	20"	VB24SFH, VB2435FH, VB24, VB2435, VLC2496, VLC2490, VLC2484
VTK27BSUN	23"	VB27B, VB2735B

SUN – Sundale only
M/P – Milbridge II and Pemberton II only
M/P/S – Milbridge II, Pemberton II, and Sundale only

Bath Cabinet Accessories

Vanity Tray Kit Space Saver

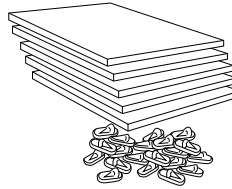
Price Book page 25.



- Installs in bottom of 18" deep vanity space saver cabinets utilizing pre-drilled holes in cabinet back panel and some face frames
- Includes tray core box, left and right roller slides, and installation hardware
- Standard three-quarter extension slides
- Determine location of plumbing before ordering trays
- For double door vanity space saver cabinets, order two kits
- Tray front made of solid hardwood. Tray sides, back and bottom panel made of engineered wood covered with a moisture- and stain-resistant, easy clean laminate. Top edges of sides and back finished with matching edgebanding
- Available in Maple Natural for all products except Mountain Mist and Rutland II
- Available in White for use in Mountain Mist and Rutland II
- One tray per kit
- **Note: Tray Kits not available for Milbridge II, Pemberton II or Sundale vanity with 18" depth**

Vanity Linen Shelf Kit

Price Book page 25.



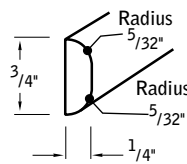
- Fits VLC188421, VLC1890, VLC1896, VLC2484, VLC2490 and VLC2496 cabinets
- Shelves are made of $\frac{5}{8}$ " thick engineered wood covered on both sides with a moisture- and stain-resistant, easy clean laminate with matching edgebanding across the front
- Available in Maple Natural for all products except Mountain Mist and Rutland II
- Available in White for use with Mountain Mist and Rutland II
- 19 $\frac{19}{32}$ " deep x 16 $\frac{1}{4}$ " or 22 $\frac{1}{4}$ " wide
- One kit of 5 shelves and 20 shelf supports per carton

Northport/Rutland II/Mountain Mist (Maple Natural or White)

Item:	Tray Width:	For use in:
VTKS12	8 $\frac{3}{4}$ "	VB2418FH
VTKS15	11 $\frac{3}{4}$ "	VB3018FH
VTKS18	14 $\frac{3}{4}$ "	VB3618FH

Narrow Batten Molding

Price Book page 26.



NBM8

- Available in White, and all finishes in Oak and Maple
- Solid wood (NBM8), except White
- White is vinyl-wrapped MDF
- Can be used to cover seams between soffits and cabinets, or joints between panel backers
- Not finished on backside
- Offered in individual 8' lengths or cartons of 25 (200 ft.)

Vanity Tray Kit Space Saver

VTKS12
VTKS15
VTKS18

Vanity Linen Shelf Kit

VLSK1821-5/8
VLSK2421-5/8

Narrow Batten Molding

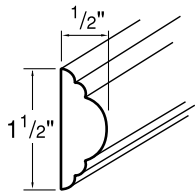
NBM8
NBM8-25

Decorative Molding

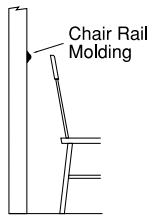
Quantities are 8' lengths unless otherwise noted

Chair Rail Molding

Price Book page 26.



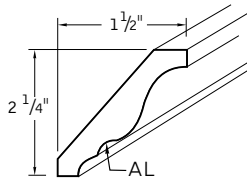
CR8



- Available in White, and all finishes in Oak and Maple
- Solid wood (CR8), except White
- White is vinyl-wrapped MDF
- Can be used to trim walls or tops of wainscot paneling. Can also be used as countertop nosing
- Not finished on backside
- Offered in individual 8' lengths or cartons of 15 (120 ft.)

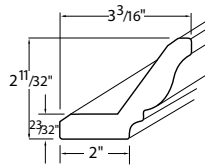
Crown Molding

Price Book page 26.



CM8, CM-SW10

Available in all Oak and Maple finishes only



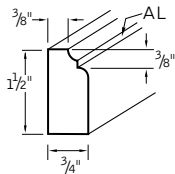
CM8, CM10

Available in White only

- Available in White, and all finishes in Oak and Maple
- Oak and Maple are solid wood (CM8 and CM-SW10)
- White is vinyl-wrapped MDF
- Used as decorative molding above wall and tall cabinets or between cabinet and ceiling or soffit
- Allow sufficient space between top of cabinet and soffit or ceiling to accommodate molding
- Not finished on backside
- Oak and Maple offered in 8' (CM8) and 10' (CM-SW10) lengths individually or in cartons of 15 (8' = 120 ft., 10' = 150 ft.)
- White offered in 8' (CM8) and 10' (CM10) lengths individually or cartons of 6 (8' = 48 ft., 10' = 60 ft.)

Countertop Molding — Decorative Edge and Radius Edge

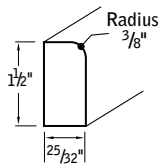
Price Book page 26.



Decorative Edge

CTD8

Available in all Oak and Maple finishes only



Radius Edge

CTR8

Available in White only

- Available in White, and all finishes in Oak and Maple
- Solid wood (CTD8), except White
- White is vinyl-wrapped MDF (CTR8)
- Used as countertop nosing
- Can be used under wall cabinets to conceal light fixtures
- Not finished on backside
- Offered in individual 8' lengths or cartons of 16 (128 ft.)

Chair Rail Molding

CR8

CR8-15

Countertop Molding—Decorative Edge and Radius Edge

CTD8

CTD8-16

CTR8

CTR8-16

Crown Molding

CM8 (solid wood & white vinyl-wrapped)

CM8-6 (white vinyl-wrapped only)

CM8-15 (solid wood only)

CM-SW10 (solid wood only)

CM-SW10-15 (solid wood only)

CM10 (white vinyl-wrapped only)

CM10-6 (white vinyl-wrapped only)

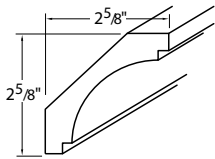
Gray color coding indicates new product, size or code, available in May 2012

Decorative Molding

Quantities are 8' lengths unless otherwise noted

Contemporary Crown Molding

Price Book page 26.

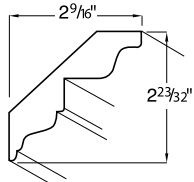


CTC8, CTC-SW10, CTC10

- Available in White, and all finishes in Oak and Maple
- Oak and Maple are solid wood (CTC8 and CTC-SW10)
- White is vinyl-wrapped MDF (CTC8 and CTC10)
- Used as decorative molding above wall and tall cabinets or between cabinet and ceiling or soffit
- Allow sufficient space between top of cabinet and soffit or ceiling to accommodate molding
- Not finished on backside
- Offered in 8' and 10' lengths individually or in cartons of 4 (8' = 32 ft., 10' = 40 ft.)

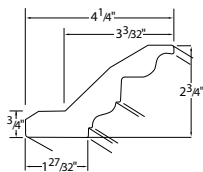
Classic Crown Molding

Price Book page 27.



CCM8, CCM-SW10
Available in all Oak and Maple finishes only

- Available in White, and all finishes in Oak and Maple
- Oak and Maple are solid wood (CCM8 and CCM-SW10)
- White is vinyl-wrapped MDF (CCM8 and CCM10)
- Used as decorative molding above wall and tall cabinets or between cabinet and ceiling or soffit
- Allow sufficient space between top of cabinet and soffit or ceiling to accommodate molding
- Includes recess for the application of Dentil Molding (DM8) or Single Bead Trim molding (SBT8)
- Not finished on backside
- Offered in individual 8' and 10' lengths



CCM8, CCM10
Available in White only

Contemporary Crown Molding

CTC8 (solid wood & white vinyl-wrapped)
CTC8-4 (solid wood & white vinyl-wrapped)
CTC-SW10 (solid wood only)
CTC-SW10-4 (solid wood only)
CTC10 (white vinyl-wrapped only)
CTC10-4 (white vinyl-wrapped only)

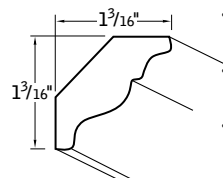
Classic Crown Molding

CCM8 (solid wood & white vinyl-wrapped)
CCM-SW10 (solid wood only)
CCM10 (veneer-wrapped & white vinyl-wrapped)

Gray color coding indicates new product, size or code, available in May 2012

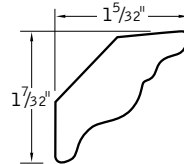
Soffit Crown Molding

Price Book page 27.



SCM8, SCM-SW10

Available in all Oak and Maple finishes only



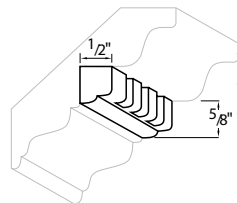
SCM8, SCM10

Available in White only

- Available in White, and all finishes in Oak and Maple
- Oak and Maple are solid wood (SCM8 and SCM-SW10)
- White is vinyl-wrapped MDF (SCM8 and SCM10)
- Used as decorative molding above wall and tall cabinets or between cabinet and ceiling or soffit. Can also be used in a variety of other decorative applications when combined with other moldings
- Allow sufficient space between top of cabinet and soffit or ceiling to accommodate molding
- Not finished on backside
- Offered individually in 8' and 10' lengths

Dentil Molding

Price Book page 27.



DM8

- Available in White, and all finishes in Oak and Maple
- Solid wood
- White is painted Maple
- Used to trim space between cabinet doors and ceiling or soffit. Can also be combined with Classic Crown Molding (CCM8) to create a cornice effect
- Not finished on top or backside
- Available in individual 8' lengths
- **NOTE: Dentil Molding (DM8) shown used with Classic Crown Molding (CCM8)**

Soffit Crown Molding

SCM8 (solid wood & white vinyl-wrapped)
SCM-SW10 (solid wood only)
SCM10 (veneer-wrapped & white vinyl-wrapped)

Dentil Molding

DM8

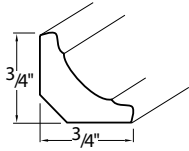
Gray color coding indicates new product, size or code, available in May 2012

Decorative Molding

Quantities are 8' lengths unless otherwise noted

Inside Corner Molding

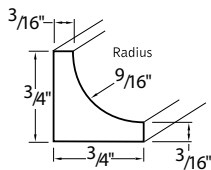
Price Book page 27.



ICMS

Available in all Oak and Maple finishes only

- ICMS is solid Maple and Oak. Not available in White
- ICPM8 is (paper wrapped) substrate material available in all Oak finishes and White only Oak molding printed with simulated woodgrain
- Not finished on backside
- ICMS offered in individual 8' lengths or in cartons of 25 (200 ft.)
- ICPM8 offered in individual 8' lengths or cartons of 20 (160 ft.)

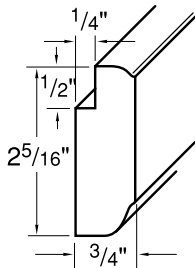


ICPM8

Available in all Oak finishes and White only

Mirror Molding

Price Book page 27.

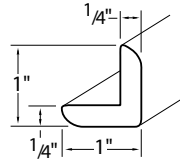


MM8

- Available in White, and all finishes in Oak and Maple
- Solid wood (MM8), except White
- White is vinyl-wrapped MDF
- Used to trim and support mirror glass
- Can be used with 1/8" or 1/4" thick mirror glass or picture framing. 1/8" mirror glass requires an 1/8" masonite backer
- Profile not the same as doors and drawer fronts
- Not finished on backside
- Offered in individual 8' lengths or cartons of two (16 ft.)

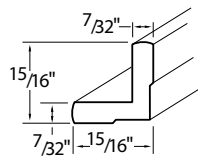
Outside Corner Molding

Price Book page 27.



OSC8

Available in all Oak and Maple finishes only



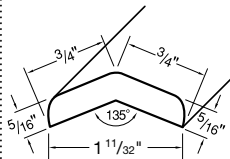
OSCP8

Available in all Oak finishes and White only

- OSC8 is solid wood available in all finishes in Oak and Maple. Not available in White
- OSCP8 is (paper wrapped) substrate material available in White, and all finishes in Oak. Oak molding printed with simulated wood grain
- Used to finish outside corner where two panels join at right angles
- Not finished on backside
- OSC8 offered in individual 8' lengths or cartons of 25 (200 ft.)
- OSCP8 offered in individual 8' lengths or cartons of 20 (160 ft.)

135° Angled Outside Corner Molding

Price Book page 28



AOSC8

- Available in White, and all finishes in Oak and Maple
- Solid wood (AOSC8), except White
- White is vinyl-wrapped MDF
- Used to cover joint when two panels meet at 135°
- Not finished on backside
- Offered in individual 8' lengths or in cartons of 25 (200 ft.)

Inside Corner Molding

ICMS	(solid wood)
ICMS-25	(solid wood)
ICPM8	(paper wrapped)
ICPM8-20	(paper wrapped)

Mirror Molding

MM8
MM8-2

Outside Corner Molding

OSC8	(solid wood)
OSC8-25	(solid wood)
OSCP8	(paper wrapped)
OSCP8-20	(paper wrapped)

135° Angled Outside Corner Molding

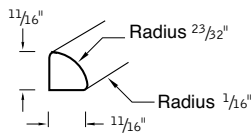
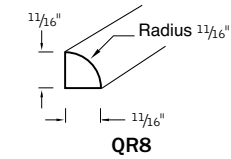
AOSC8
AOSC8-25

Decorative Molding

Quantities are 8' lengths unless otherwise noted

Quarter Round Molding

Price Book page 28.

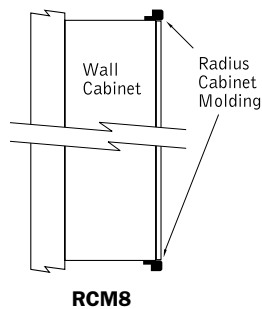
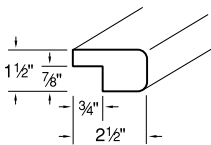


QR8
Available in
White only

- Available in White, and all finishes in Oak and Maple
- Solid wood (QR8), except White
- White is vinyl-wrapped MDF
- Used as decorative inside corner or outside edge molding. Can be used to trim between toekick and floor
- Not finished on backside
- Offered in individual 8' lengths or cartons of 28 (224 ft.)

Radius Cabinet Molding

Price Book page 28.



- Available in White, and all finishes in Oak and Maple
- Solid wood (RCM8), except White
- White is vinyl-wrapped MDF
- Used as decorative molding above or under wall cabinets to conceal light fixtures
- Not finished on backside or in notch
- Offered in individual 8' lengths or cartons of 6 (48 ft.)

Quarter Round Molding

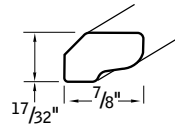
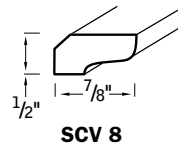
QR8
QR8-28

Radius Cabinet Molding

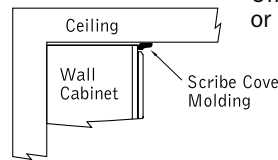
RCM8
RCM8-6

Scribe Cove Molding

Price Book page 28.



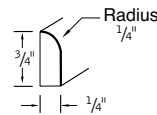
Available in White Only



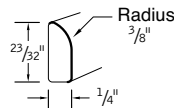
- Available in White, and all finishes in Oak and Maple
- Solid wood (SCV8), except White
- White is vinyl-wrapped MDF
- Used as decorative scribe trim along top of wall cabinets to cover gaps between cabinet and soffit or ceiling
- May be used for full or traditional overlay applications
- Allow sufficient space between cabinet doors and soffit or ceiling to accommodate molding
- Not finished on 1/2" backside
- Offered in individual 8' lengths or cartons of 25 (200 ft.)

Scribe Molding

Price Book page 28.



SM8
Available in all
Oak and Maple
finishes only



SPM8
Available in all
Oak finishes
and White only

- SM8 is solid wood available in all finishes in Oak and Maple. Not available in White
- SPM8 is paper wrapped substrate material available in White, and all finishes in Oak. Oak molding printed with simulated wood grain
- Used to scribe along top of wall cabinets to cover gaps between cabinet and soffit or ceiling
- Can be used to scribe Panel Backer (PB) to wall
- SM8 not finished on 1/4" bottom or 3/4" backside
- SPM8 not finished on 23/32" backside
- SM8 offered in individual 8' lengths or cartons of 63 (504 ft.)
- SPM8 offered in individual 8' lengths or cartons of 100 (800 ft.)

Scribe Cove Molding

SCV8
SCV8-25

Scribe Molding

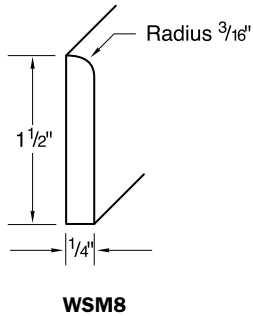
SM8
SM8-63
SPM8 (paper wrapped)
SPM8-100 (paper wrapped)

Decorative Molding

Quantities are 8' lengths unless otherwise noted

Wide Scribe Molding

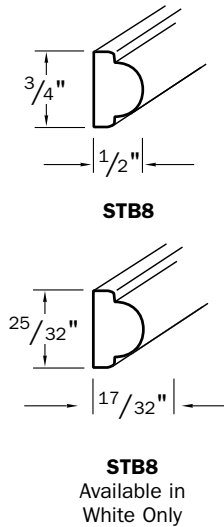
Price Book page 28.



- Available in White, and all finishes in Oak and Maple
- Solid wood (WSM8), except White
- White is vinyl-wrapped MDF
- Used to scribe along top of wall cabinets to cover gaps between cabinet and soffit or ceiling
- Can be used to scribe Panel Backer (PB) to wall
- WSM8 not finished on $\frac{1}{4}$ " bottom or $1\frac{1}{2}$ " backside
- WSM8 is not finished on $1\frac{1}{2}$ " backside
- Offered in individual 8' lengths or cartons of 25 (200 ft.)

Single Bead Trim

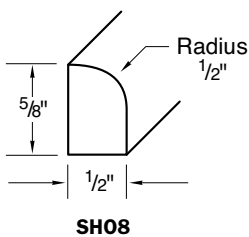
Price Book page 29.



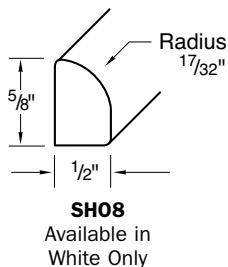
- Available in White, and all finishes in Oak and Maple
- Solid wood (SBT8), except White
- White is vinyl-wrapped MDF
- Used to trim the front edge of panels. Can also be combined with Classic Crown Molding (CCM8)
- Not finished on backside
- Available in individual 8' lengths

Shoe Molding

Price Book page 28.

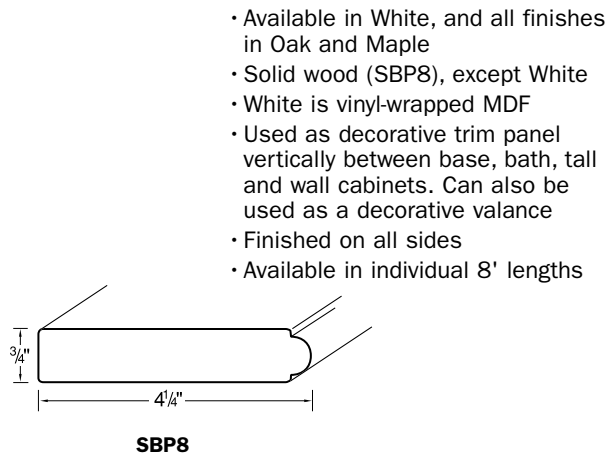


- Available in White, and all finishes in Oak and Maple
- Solid wood (SH08), except White
- White is vinyl-wrapped MDF
- Used as inside corner molding or trim between toekick and floor
- Not finished on backside
- Offered in individual 8' lengths or cartons of 25 (200 ft.)



Single Bead Pilaster

Price Book page 29.



Wide Scribe Molding

WSM8
WSM8-25

Shoe Molding

SH08
SH08-25

Single Bead Trim

SBT8

Single Bead Pilaster

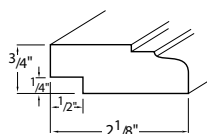
SBP8

Decorative Molding

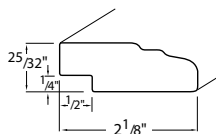
Quantities are 8' lengths unless otherwise noted

Under Cabinet Molding

Price Book page 29.

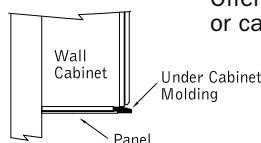


UCM8



UCM8

Available in White Only

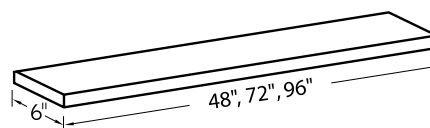


- Available in White, and all finishes in Oak and Maple
- Solid wood (UCM8), except White
- White is vinyl-wrapped MDF
- Designed to be used as a decorative molding under wall cabinet front frame. Can be combined with Panel Backer (PB) or Wall End Panel (WEP) to create a flush color-matched underside. When used alone, can be used to conceal under cabinet light fixtures
- Profile compliments door profile
- Can be used for full or traditional overlay applications
- Not finished in 1/2" notch
- Offered in individual 8' lengths or cartons of 11 (88 ft.)

Solid Wood Stock

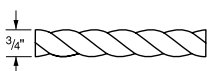
Price Book page 29.

- Available in White, and all finishes in Oak and Maple
- 3/4" solid Maple and Oak
- White is painted Maple
- Can be used for valance, filler, shelf or other matching finish, cut-to-size applications
- Available in three lengths:
 - SWS4 – 48" (4 ft.)
 - SWS6 – 72" (6 ft.)
 - SWS8 – 96" (8 ft.)
- 6" wide
- Finished on both sides and both long edges
- One per carton



Rope Molding

Price Book page 29.

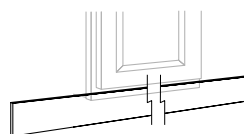


RM8

- Available in White, and all finishes in Oak and Maple
- Solid wood
- White is painted Maple
- Used to trim front edge of panels and other decorative applications
- Can be combined with Classic Crown Molding (CCM8)
- 3/8" thick x 3/4" wide
- Half round
- Right twist
- Not finished on backside
- Available in individual 8' lengths

Toekick Cover — Laminate

Price Book page 29.



- Available in White, and all finishes in Oak and Maple
- Used to cover exposed unfinished toekick on all base, bath and tall cabinets
- 4 7/16" high x 96" long x 1/8" thick MDF (Medium Density Fiberboard) with moisture- and stain-resistant, easy clean laminate on one side
- Grain direction runs lengthwise
- Offered individually in 8' lengths or 4 per carton (32 ft.)

Under Cabinet Molding

UCM8
UCM8-11

Rope Molding

RM8

Solid Wood Stock

SWS4
SWS6
SWS8

Toekick Cover — Laminate

TKCL8
TKCL8-4

Decorative Hardware

Decorative Hardware

Price Book pages 30 and 31.

Product Code	Description
HK02	White Ceramic Knob
HK02-100	
HP103	Satin Nickel Suitcase Pull †
HP103-100	
HP106	Satin Nickel Rope Pull †
HP106-100	
HK107	Satin Nickel Rope Knob
HK107-100	
HK108	Solid Bright Brass Knob
HK108-100	
HK109	Satin Nickel Knob
HK109-100	
HK110	Black Nickel Knob
HK110-100	
HK111	Bright Chrome Knob
HK111-100	
HP112	Satin Aluminum Boat Cleat
HP112-100	Transitional Pull †
HK117	Satin Aluminum Knob
HK117-100	
HP118	Satin Nickel Transitional Pull †
HP118-100	
HK119	Antique Iron Knob
HK119-100	
HK120	Satin Nickel Knob
HK120-100	

- Includes screws
- Optional decorative hardware can be added to any door or drawer
- Offered individually or 100 per carton

† 3" between hole centers.
 †† 5¹/₃₂" (128mm) between hole centers.
 † 3²⁵/₃₂" (96mm) between hole centers.
 †† 2.52" (64mm) between hole centers.
 ††V 2.52" (64mm) vertically between hole centers.
 ††† 1.26" (32mm) between hole centers.

Decorative Hardware (continued)

Price Book pages 30 and 31.

Product Code	Description
HK123	Antique Pewter Braided Knob
HK123-100	
HP124	Antique Pewter Braided Pull ††
HP124-100	
HK125	Copper-Pewter Knob
HK125-100	
HK126	Rusty Flower Knob
HK126-100	
HK127	Dusty Copper Flower Knob
HK127-100	
HK128	Antique Pewter Flower Knob
HK128-100	
HP131	Satin Nickel Wire Cable Pull ††
HP131-100	
HP135	Satin Nickel Canoe Pull †
HP135-100	
HK137	Satin Nickel Knob
HK137-100	
HK138	Satin Nickel Football Shaped Knob
HK138-100	
HP139	Satin Nickel Fusilli Pull †
HP139-100	
HP140	White Fusilli Pull †
HP140-100	


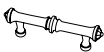











- Includes screws
- Optional decorative hardware can be added to any door or drawer
- Offered individually or 100 per carton

† 3" between hole centers.
 †† 5¹/₃₂" (128mm) between hole centers.
 † 3²⁵/₃₂" (96mm) between hole centers.
 †† 2.52" (64mm) between hole centers.
 ††V 2.52" (64mm) vertically between hole centers.
 ††† 1.26" (32mm) between hole centers.

Decorative Hardware

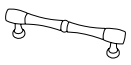







Decorative Hardware (continued)

Price Book pages 30 and 31.

Product Code	Description
HK150	Brushed Satin Pewter French Tassel
HK150-100	Round Knob 
HP151	Brushed Satin Pewter French Tassel Pull †
HP151-100	Round Knob 
HK152	Black Ceramic Insert Round Knob
HK152-100	Round Knob 
HP153	Black Ceramic Insert Pull †
HP153-100	Round Knob 
HP154	Tumbled Dark Gunmetal Mission Style
HP154-100	Ringed Pendent Pull ††V 
HK155	Tumbled Dark Gunmetal Round Knob
HP155-100	Round Knob 
HP156	Oil Rubbed Bronze Cup Pull † and ††
HP156-100	Round Knob 
HK157	Oil Rubbed Bronze Round Knob
HK157-100	Round Knob 
HK158	Satin Nickel Diminishing Knob †††
HK158-100	Round Knob 
HP159	Satin Nickel Wavy Pull ††
HP159-100	Round Knob 
HP160	Ochre Finished Ceramic Totem Pull †
HP160-100	Round Knob 
HK161	Ochre Finished Ceramic Totem Knob
HK161-100	Round Knob 
HK162	Venetian Bronze Copper French Lace Knob
HK162-100	Round Knob 

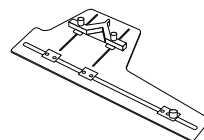
Decorative Hardware (continued)

Price Book pages 30 and 31.

Product Code	Description
HP163	Chrome Traditional Pull † 
HP163-100	Round Knob 
HP164	Satin Nickel Traditional Pull † 
HP164-100	Round Knob 
HP165	Bright Brass Traditional Pull † 
HP165-100	Round Knob 
HP166	Black Nickel Traditional Pull † 
HP166-100	Round Knob 

Hardware Template Kit — Universal

Price Book page 31.



- Handy drill jig for universal hardware drilling
- High-impact grey polycarbonat template with hardened steel drill bushings
- Adjustable for use with all drawers and doors
- One per carton

Hardware Template Kit — Universal

HTK-U

- Includes screws
- Optional decorative hardware can be added to any door or drawer
- Offered individually or 100 per carton

† 3" between hole centers.

†† 5 $\frac{1}{32}$ " (128mm) between hole centers.

††† 3 $\frac{25}{32}$ " (96mm) between hole centers.

†††† 2.52" (64mm) between hole centers.

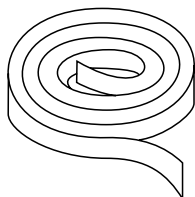
††††V 2.52" (64mm) vertically between hole centers.

††††† 1.26" (32mm) between hole centers.

Touch-Up

Edgebanding

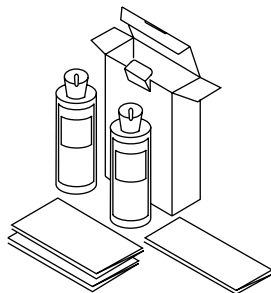
Price Book page 32.



- Available in White, and all Oak and Maple finishes
- $1\frac{5}{16}$ " wide melamine edgebanding
- 25 foot roll
- 14 mil thick
- Pre-applied hot melt adhesive
- Use for finishing edges of panels
- Use a clothes iron to apply
- One roll per carton

Cabinet Care Kit

Price Book page 32.



- Kit includes the following items:
- One 8 ounce squeeze bottle of concentrated wood cleaner for cabinets/furniture. Add 4 ounces to one gallon of warm water
 - One 8 ounce squeeze bottle of cabinet/furniture polish and restorer
 - Two 13" x 12" cleaning and polishing cloths to be used in conjunction with the polish and restorer solution
 - One 17" x 13" dusting cloth specifically treated to pick up dust and hold the dust in the cloth

Cabinet Cleaning and Polishing Cloths

- 25 - 13" x 12" cleaning and polishing cloths

Cabinet Dusting Cloths

- 6 - 17" x 13" dusting cloths specifically treated to pick up dust and hold the dust in the cloth

Edgebanding

EB

Cabinet Care Kit

CCK

Cabinet Cleaning and Polishing Cloths

CCPC

Cabinet Dusting Cloths

CDC

Quart Stain

Price Book page 32.

- Available in all Oak and Maple finishes
- Available in quarts only

Quart Paint

- Available in White
- Available in quarts only

Quart Clear Sealer/Topcoat

- Available in quarts only

Fill Stick

- Available in White, and all Oak and Maple finishes
- Matching putty crayon
- Offered individually or 12 of one kind per carton

Touch-Up Kit

- Available in White, and all Oak and Maple finishes
- Used for final touch-up and detailing
- Includes a felt tip Touch-Up Pen (TP), a putty Fill Stick (FS), and a bottle of touch-up topcoat/stain all in a plastic case
- One per carton

Touch-Up Pen

- Available in White, and all Oak and Maple finishes
- Felt tip marker with matching stain
- Offered individually or 12 of one kind per carton

Quart Stain

QST

Quart Paint

QP

Quart Clear Sealer/Topcoat

QCST

Fill Stick

FS
FS-12

Touch-Up Kit

TUK

Touch-Up Pen

TP
TP-12

Care & Cleaning / Stain & Paint

Care & Cleaning

Wood Finishes

Dusting. Dust cabinets frequently with a soft lint-free cloth. You can dampen the cloth slightly with water or a spray-type dust remover.

Spills. Clean spills immediately. Use a clean cloth and mild soap if necessary. Wipe dry with a clean soft cloth.

Cleaning. There are a number of products available for your wood cleaning needs. Use a clean cloth and mild soap if necessary. Wipe dry with a clean soft cloth.

Polishing. We recommend that you wash and polish cabinets once or twice each year. Use a light coat of quality furniture polish.

Don'ts. Never use detergents, soap pads, or steel wool on your cabinetry. These harsh abrasives will mar the wood finish. Additionally, we recommend that you avoid the use of paste wax and polishes that contain silicone; the wax build up is difficult to remove and will leave a residue that attracts dust.

Laminate - Melamine and Vinyl

Periodically clean the interior and exterior surfaces of the door using a damp, soft cloth. Wipe dry with a clean soft cloth if necessary

Glass Doors

You can use any commercial glass cleaner to clean the glass. Additionally, the glass can be cleaned while mounted on the door, or can be removed for better access.

While cleaning mounted glass, be careful not to damage the finish of the door and cabinet parts while cleaning.

To remove the glass panel, carefully loosen the screws and lift panel out. The door glass is tempered to resist chipping and shattering. However, all glass is fragile so handle carefully.

Do not spray glass cleaner directly onto glass or cabinet parts. Glass cleaner seeping into areas behind the mullions may discolor the wood. Instead, spray a small amount of cleaner onto a lint-free cloth or paper towel, then wipe the glass.

Preventative Care

If you have a self cleaning oven

Self-cleaning ovens are cleaned through the use of intense heat. If the heat gasket does not seal properly, heat may escape from the oven.

Cabinets installed near a self-cleaning oven can suffer finish or surface damage. To minimize the risk of damage during cleaning cycles, we recommend that you open doors and drawers from cabinets that are above and adjacent to a self-cleaning oven.

We recommend that you do not mount heat-producing appliances, such as coffee makers and toaster ovens, beneath cabinets. Excess heat and moisture from these appliances can damage cabinets.

UV Effects

For all Wood Cabinetry

Over time, Ultra Violet light rays in natural sunlight may affect the appearance of your cabinets. Merillat applies UV inhibitors to all its wood cabinetry as part of the finishing process. The finish on your cabinetry will not change, but the wood may, depending on its natural characteristics, the amount and direction of light exposure, and the portion of the cabinet that receives light.

Stain and Paint

This listing represents the matching stains, paint as well as clear sealer/topcoat available for Merillat Essentials® cabinetry, or for where ever finishes need to be reproduced. Available in quarts only. The stains are a “two-step” process, requiring first the application of the hand-wipe stain, followed by the application of the clear sealer/topcoat. Instructions and safety data sheets are packaged with each can of stain or clear sealer/topcoat.

Each stain has been developed for a specific wood specie, and is listed within the stain name, i.e., Maple Toffee. If a stain is applied to a wood specie other than it was originally formulated for, the color can be expected to have a different appearance.

For optimum in-field color matches, it is recommended that the sealer/topcoat be applied following stain application.

There is no warranty on stains or items stained outside our facilities.

Important note:

The clear sealer/topcoat includes UV inhibitors. Not all sealers/topcoats are clear, and using a formula from another source could alter the appearance and color of the wood.

DeNova Beginnings® Countertop Limited Warranty

DeNova Beginnings® Countertop Limited Warranty

Masco Cabinetry warrants to the original consumer purchaser that our DeNova Beginnings® Countertops will be free from defects in material and workmanship under normal use for a period of ONE (1) YEAR from the date of purchase. This limited warranty is not transferable. No changes or modifications can be made to this warranty except by an officer of Masco Cabinetry.

DeNova Beginnings® Natural Granite and Marble Countertops are created by nature with their own distinctive patterns and characteristics. Exact color match to store samples at point of purchase cannot be guaranteed.

Warranty Requirements

To be eligible for this warranty, you must:

- Purchase the countertop from an authorized DeNova countertop supplier for your own personal use;
- Have it installed for indoor use as a horizontal countertop according to the DeNova Beginnings® Installation Guide;
- Maintain the countertop in accordance with the DeNova Care & Maintenance Guide; and
- Not remove the countertop after its original installation

Exclusions to This Warranty

This warranty does not cover;

- The natural characteristics of stone which include but are not limited to color variations, surface marks and blemishes
- Defects caused by misuse, abuse, negligence, alterations, outdoor use, commercial use, or improper installation, storage, and handling, or failure to follow the DeNova Care & Maintenance Guide; and
- The visibility of any seams and seam failure due to settling or structural use.

Commercial use includes, but not limited to, use in an apartment, store, office or other place of business.

Additional copies of the Care & Maintenance Guide or Installation Guide may be requested by calling Customer Care at 866-850-8557 or visiting www.DeNovasurfaces.com.

How To Get Service

To obtain performance under this warranty, you must contact the DeNova supplier and report, in writing, all defects claimed. If you purchased at a retailer, you must provide the original retail sales or other documentation acceptable to Masco Cabinetry. If you have difficulty obtaining assistance, write to DeNova Warranty Department, Masco Cabinetry, P.O. Box 1946, Adrian, Michigan 49221, USA.

Manufacturer's Obligation Under Warranty

Masco Cabinetry may elect to repair or to replace any defective DeNova product covered by our warranty.

TO THE EXTENT PERMITTED BY LAW, THIS WARRANTY EXCLUDES ANY INCIDENTAL OR CONSEQUENTIAL DAMAGES SUCH AS THE COST OF LABOR OR OTHER COSTS OF REMOVAL OR INSTALLATION. Some provinces and some states do not allow the exclusion or limitation of incidental or consequential damages so the above limitation or exclusion may not apply to you.

From time to time, we will change design, specifications and materials as conditions require and improvements are developed, but we have no obligation to incorporate such changes in products we previously manufactured.

TO THE EXTENT PERMITTED BY LAW, ANY IMPLIED WARRANTIES, INCLUDING THE IMPLIED WARRANTIES OF MERCHANTABILITY AND FITNESS FOR A PARTICULAR PURPOSE, ARE LIMITED TO THE DURATION OF THIS EXPRESS WARRANTY. Some provinces and states do not allow limitations on how long an implied warranty lasts, so the above limitation may not apply to you. This warranty gives you specific legal rights, and you may also have other rights which vary from state to state and from province to province.

10/11

©2011 DeNova brand. Masco Cabinetry LLC. Printed in the USA. Rev: 10.11.11_CAN

Notes



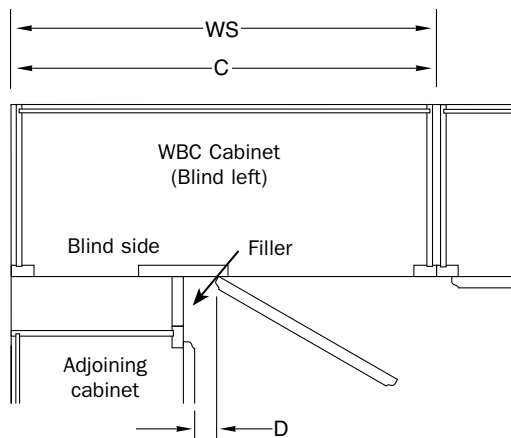
Wall Blind Corner Details

Wall blind corner cabinets provide access to corner space and permit adjustability of up to $2\frac{7}{8}$ " to aid in kitchen cabinet layout. Blind side (area of cabinet hidden by end of adjoining cabinet) may be changed from right to left by inverting the cabinet except for Northport. Northport cabinets cannot be inverted and must be ordered hinged left or right hand. "Pulling" the cabinet away from the corner (up to $2\frac{7}{8}$ "), and using the supplied filler provides clearance for opening doors when decorative hardware is used.

Wall Blind Corner	Cabinet Height	(WS) Wall Space		(C) Actual Cabinet Width
		No Pull	$2\frac{7}{8}$ " Pull	
WBC24/27B	30", 36", 42"	24"	$26\frac{7}{8}$ "	24"
WBC27/30B	30", 36", 42"	27"	$29\frac{7}{8}$ "	27"
WBC30/33B	30", 36", 42"	30"	$32\frac{7}{8}$ "	30"
WBC33/36B	30"	33"	$35\frac{7}{8}$ "	33"
WBC36/39B	30", 36", 42"	36"	$38\frac{7}{8}$ "	36"
WBC42/45B	30"	42"	$44\frac{7}{8}$ "	42"
WBC48/51B	30"	48"	$50\frac{7}{8}$ "	48"

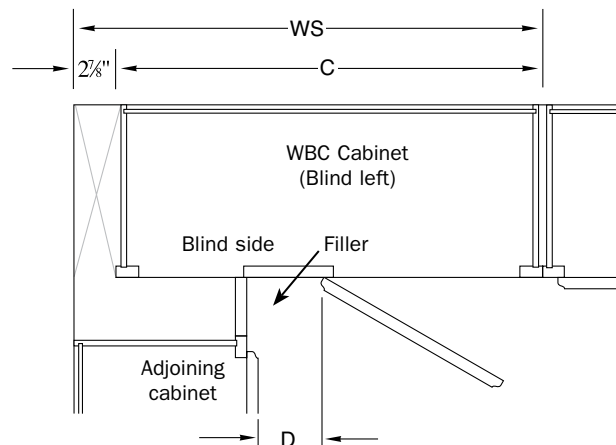
(D) Door and Drawer Hardware Clearance		
	No Pull	$2\frac{7}{8}$ " Pull
1. Traditional Overlay Mountain Mist Milbridge II Pemberton II Sundale	$1\frac{5}{8}$ "	$4\frac{1}{2}$ "
2. Full Overlay Northport Rutland II	$1\frac{3}{16}$ "	$3\frac{11}{16}$ "

Wall Blind Corner — No pull



Wall Blind Corner — $2\frac{7}{8}$ " pull

Recommend cabinet not be pulled more than $2\frac{7}{8}$ " from corner.



Base Blind Corner Details

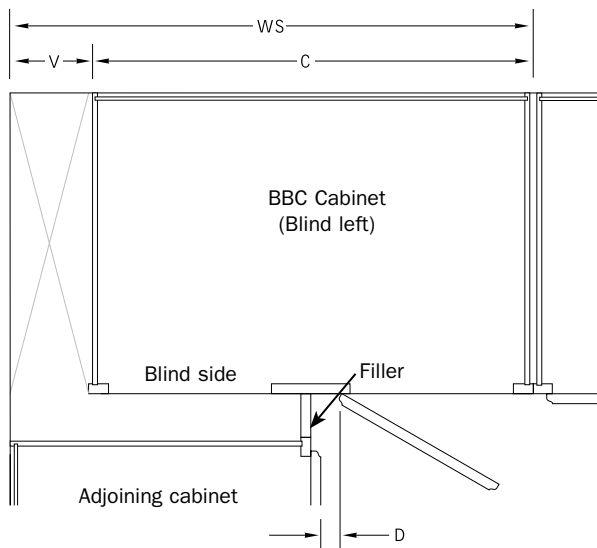
Base blind corner cabinets provide access to corner space and permit adjustability of up to $2\frac{7}{8}$ " to aid in kitchen layout. Blind side (area of cabinet hidden by end of adjoining cabinet) must be ordered left or right. "Pulling" the cabinet away from the corner (adding up to $2\frac{7}{8}$ " to the void area), and using the supplied filler, provides clearance for opening doors and drawers when decorative hardware is used.

Base Blind Corner	(WS) Wall Space		(C) Actual Cabinet Width	(V) Void Area	
	No Pull	$2\frac{7}{8}$ " Pull		No Pull	$2\frac{7}{8}$ " Pull
BBC36/39B	36"	$38\frac{7}{8}$ "	24"	12"	$14\frac{7}{8}$ "
BBC39/42B	39"	$41\frac{7}{8}$ "	30"	9"	$11\frac{7}{8}$ "
BBC42/45B	42"	$44\frac{7}{8}$ "	36"	6"	$8\frac{7}{8}$ "
BBC45/48B	45"	$47\frac{7}{8}$ "	42"	3"	$5\frac{7}{8}$ "
BBC48/51B	48"	$50\frac{7}{8}$ "	48"	0	$2\frac{7}{8}$ "

Face Frame Opening Dimensions		
Cabinet	Drawer Opening	Door Opening
BBC36/39B	5" high x $7\frac{1}{2}$ " wide	$7\frac{1}{2}$ " wide x $20\frac{1}{2}$ " high"
BBC39/42B	5" high x $10\frac{1}{2}$ " wide	$10\frac{1}{2}$ " wide x $20\frac{1}{2}$ " high"
BBC42/45B	5" high x $13\frac{1}{2}$ " wide	$13\frac{1}{2}$ " wide x $20\frac{1}{2}$ " high"
BBC45/48B	5" high x $16\frac{1}{2}$ " wide	$16\frac{1}{2}$ " wide x $20\frac{1}{2}$ " high"
BBC48/51B	5" high x $19\frac{1}{2}$ " wide	$19\frac{1}{2}$ " wide x $20\frac{1}{2}$ " high"

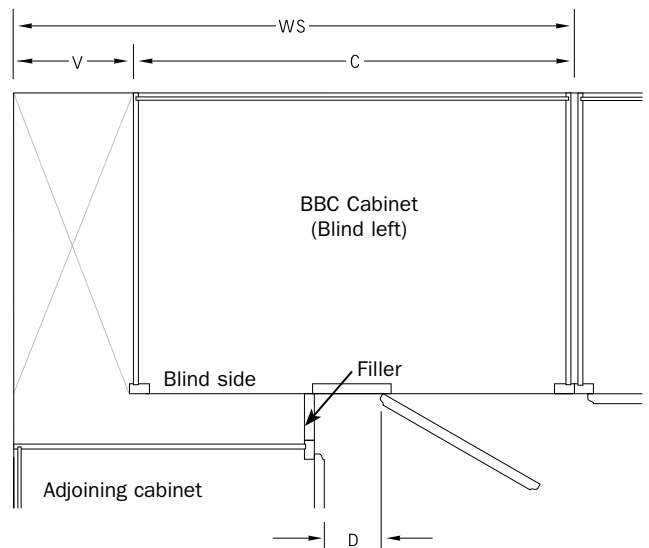
(D) Door and Drawer Hardware Clearance		
	No Pull	$2\frac{7}{8}$ " Pull
1. Traditional Overlay Mountain Mist Milbridge II Pemberton II Sundale	$1\frac{5}{8}$ "	$4\frac{1}{2}$ "
2. Full Overlay Northport Rutland II	$\frac{13}{16}$ "	$3\frac{11}{16}$ "

Base Blind Corner — No pull



Base Blind Corner — $2\frac{7}{8}$ " pull

Recommend cabinet not be pulled more than $2\frac{7}{8}$ " from corner.



Framed Cabinet Specifications

General

1.01 Scope

1.01.01 The scope of this specification is to cover the design, construction and installation of Merillat Essentials® kitchen and bath cabinetry.

1.02 Submittals

1.02.01 Supplier will furnish shop drawings, which are taken from the architect's drawings, specifically calling out the cabinet nomenclature and sizes. Supplier shall also submit floor plans and elevations for the cabinets showing layout, dimensions and details of installation.

1.02.02 Submit cabinet door samples with manufacturer's range of colors for selection by the architect.

1.02.03 Submit manufacturer's literature on cabinets.

2.01 Product

2.01.01 Cabinets shall be " " (specify door style) as manufactured by Masco Cabinetry LLC, P.O. Box 1946, Adrian, MI 49221. Size and type as required to meet configurations indicated on drawings.

2.02 Certification

2.02.01 All cabinets shall have earned certification from the Kitchen Cabinet Manufacturers Association (KCMA), meeting or exceeding the "recommended minimum construction and performance standards for kitchen cabinets" as outlined in the American National Standards Institute (ANSI) ANSI/KCMA A161.1-2000. Merillat Cabinetry has also earned certification from the Kitchen Cabinet Manufacturers Association for meeting or exceeding the requirements as outlined in the "Environmental Stewardship Program" ESP 01-06. Sink base and vanity bowl cabinets shall be labeled with the "KCMA Certified Cabinet" and "KCMA Certified Environmental Stewardship Program" seals.

2.03 Materials-Case Construction

2.03.01 Cabinet frames shall have 3/4" thick x 1 1/2" wide solid hardwood rail and stile members. Center stiles shall be 3/4" thick x 3" or 6" wide solid hardwood. All frame joints shall be reinforced and precisely aligned with two birch dowels bonded with adhesive or joined with two No. 6 x 1 1/4" fillister head screws.

2.03.02 Wall, base and bath cabinet end panels for oak and maple cabinets shall be 3/8" thick industrial grade engineered wood covered inside and outside with the M-Guard™, a moisture- and stain-resistant, easy clean laminate with printed wood grain. White cabinet end panels shall be 3/8" thick industrial grade engineered wood covered inside and outside with the M-Guard™, a moisture- and stain-resistant, easy clean solid white color laminate. Tall cabinet end panels are the same as above except shall be 1/2" thick industrial grade engineered wood. All end panels shall be machined to accept tops, bottoms, backs and corner gussets.

2.03.03 Wall cabinet tops and bottoms shall be 1/2" thick industrial grade engineered wood for extra strength and rigidity. These components for oak and maple cabinets shall be covered inside and outside with the M-Guard™, a moisture- and stain-resistant, easy clean laminate with printed wood grain. Components for white cabinets shall be covered inside and outside with the M-Guard™, a moisture- and stain-resistant, easy clean solid white color laminate. A dado joint and adhesive shall be used to join the top and bottom to the end panels.

2.03.04 Base cabinet bottoms shall be 1/2" thick industrial grade engineered wood for extra strength and rigidity.

Bottoms for oak and maple cabinets shall be covered on the interior side only with the M-Guard™, a moisture- and stain-resistant, easy clean laminate with printed wood grain. Bottoms for white cabinets shall be covered on the interior side only with the the M-Guard™, a moisture- and stain-resistant, easy clean solid white color laminate. A dado joint and adhesive shall be used to join the bottom to the end panels. The upper portion of base cabinets shall be strengthened with 1/2" thick engineered wood gussets secured with adhesive which help to maintain cabinet squareness.

2.03.05 Base and bath cabinet back panels shall be 1/4" thick industrial grade density engineered wood. Backs of oak and maple cabinets shall be covered on the interior surface only with the the M-Guard™, a moisture- and stain-resistant, easy clean laminate with printed wood grain. White base and bath cabinet back panels shall be covered on the interior surface only with the the M-Guard™, a solid white color moisture- and stain-resistant, easy clean laminate. The back panel shall be retained by a dado in the end

panels secured with adhesive. The top of base and bath cabinets shall have an 1 1/16" x 2 1/4" solid pine (or Douglas Fir) screw rail retained by the same groove as the back panel in the end panels and secured with adhesive. The screw rail shall be grooved full length on the underside to accept the top edge of the back panel.

2.03.06 Wall cabinet back panels shall be 3/8" thick industrial grade engineered wood. Backs of oak and maple cabinets shall be covered on the interior surface only with the the M-Guard™, a moisture- and stain-resistant, easy clean laminate with printed wood grain. White wall cabinet back panels shall be covered on the interior surface only with the M-Guard™, a solid white color moisture- and stain-resistant, easy clean laminate. Wall cabinet back panels shall be retained by a dado in the end panels secured with adhesive. For extra strength, full-length dadoes shall be machined in the back panel near the top and bottom edges like the dadoes in the end panels to accept the top and bottom panels and shall be secured with adhesive and staples. Wall cabinet backs shall be additionally reinforced with 2 3/4" wide x 3/8" thick industrial grade engineered wood full-length hang rails across the top and bottom held in place with staples and a 3/8" thick engineered wood spacer centered on the rear side of cabinets 27" wide and wider secured with adhesive. Hang rails and spacer are fully concealed behind cabinet back panel.

2.03.07 Tall cabinet back panels shall be 1/4" thick industrial grade density engineered wood. Backs of oak and maple cabinets shall be covered on the interior surface only with the M-Guard™, a moisture- and stain-resistant, easy clean laminate with printed wood grain. White tall cabinet back panels shall be covered on the interior surface only with the M-Guard™, a solid white color moisture- and stain-resistant, easy clean laminate. Tall cabinet back panels shall be retained by a rabbet in the end panels secured with staples and adhesive. The back panel shall also be secured to the top panel, fixed shelf and bottom panel with staples. Tall cabinet back panels shall be additionally reinforced with four 2 3/4" wide x 1/4" thick industrial grade density engineered wood full-length rails held in place with adhesive. Hang rails and spacer are fully concealed behind cabinet back panel.

Framed Cabinet Specifications

2.03.08 All wall cabinets 24" (actual height is 23 $\frac{1}{2}$ ") and higher shall have adjustable shelves made of $\frac{5}{8}$ " thick industrial grade engineered wood. Shelves in oak and maple cabinets shall be covered on both sides with the M-Guard™, a moisture- and stain-resistant, easy clean laminate with printed wood grain. Shelves in white cabinets shall be covered on both sides with the M-Guard™, a moisture- and stain-resistant, easy clean solid white color laminate. The front edge of the shelf shall be laminated with matching melamine edgebanding. The cabinet end panels shall be drilled for supports adjustable on 2 $\frac{1}{2}$ " increments. Shelves are designed to support 15 lbs. per square foot, not to exceed 50 lbs. per shelf. Adjustable shelves shall be supported at each corner with a locking clear polycarbonate shelf clip. 27" wide and wider wall cabinet shelves shall also be supported with a non-locking clear polycarbonate shelf clip installed in the cabinet frame center stile (excluding butt door cabinets).

2.03.09 Base cabinets, except sink bases, shall have half-depth shelves adjustable on 2 $\frac{1}{2}$ " increments. Shelves shall be $\frac{5}{8}$ " thick industrial grade engineered wood. Oak and maple base cabinet shelves shall be covered on the top surface only with the M-Guard™, a moisture- and stain-resistant, easy clean laminate with printed wood grain. Shelves in white cabinets shall be covered on the top surface only with the M-Guard™, a moisture- and stain-resistant, easy clean solid white color laminate. The front edge of the shelf shall be laminated with matching melamine edgebanding. All shelves in base cabinets 27" wide and wider shall have a matching full-length support apron secured to the underside near the front edge for additional strength. Shelves are designed to support 15 lbs. per square foot, not to exceed 60 lbs. per shelf and are supported at each corner with a locking clear polycarbonate shelf clip.

2.03.10 Toeboard backer shall be a minimum of $\frac{3}{8}$ " thick industrial grade engineered wood extending from the floor to the cabinet bottom. This not only supports the bottom but also effectively seals the toespace against vermin and insects.

2.03.11 Base Corner Revolving and Base Lazy Susan cabinets shall have two 28" diameter revolving high impact plastic shelves with reinforced bottoms, to provide 7.5 square feet of storage, with finger-tip accessibility. Base Corner Revolving shelves rotate independently. Base Lazy Susan shelves rotate with the attached door assembly. Shelves are designed to support 15 lbs. per square foot. Not to exceed 60 lbs. per shelf.

2.04 Drawer Construction

2.04.01 Standard drawer interior height is 3 $\frac{5}{8}$ ". Inside front-to-back depths are 17 $\frac{15}{16}$ ".

2.04.02 Cabinet drawers use a $\frac{3}{4}$ " extension dual-captive steel epoxy-coated side-mounted drawer guide system. The guide system and integrated rear mounting bracket supports the drawer to a capacity rating of 75 lbs. **All guides have a LIMITED LIFETIME WARRANTY to the original purchaser.** See Merillat Essentials 5-Year Limited Warranty for limitations. Northport, Milbridge II, Pemberton II and Sundale drawer core sides, front and back shall be $\frac{1}{2}$ " thick industrial grade engineered wood covered on the interior and exterior surfaces with the M-Guard™, a moisture- and stain-resistant, easy clean laminate with printed wood grain. Rutland II and Mountain Mist drawer core sides, front and back shall be $\frac{1}{2}$ " thick industrial grade engineered wood covered on the interior

or and exterior surfaces with the M-Guard™ moisture- and stain-resistant, easy clean solid white color laminate. The top edges of drawer core sides, front and back shall be square and laminated with matching melamine edgebanding. Drawer sides shall be rabbeted on each end to receive the front and back. Joints shall be secured with adhesive and staples.

2.04.03 Drawer bottoms shall be $\frac{1}{4}$ " thick industrial grade density engineered wood finished on the interior side only to match the drawer core sides, front and back. Bottoms shall be attached to the drawer core with adhesive and staples.

2.05 Door and Drawer Front Construction

2.05.01 Northport Natural and Medium doors shall be $\frac{5}{8}$ " thick industrial grade engineered wood laminated on two sides with natural or medium colored oak wood-grained pattern low pressure melamine for balanced construction to prevent warping. The melamine laminate is bonded to the engineered wood and provides a water and household chemical resistant surface. The vertical edges of the doors shall be edgebanded with a .4mm thick melamine wood-grained design edgebanding. One horizontal door edge shall be machined with a coved/reverse bevel and banded with a soft-formed melamine wood-grained design edgebanding to form a finger pull. Doors shall be mounted on self-closing concealed hinges. Hinges shall have horizontal and vertical adjustments. Doors shall have pliable bumpers to dampen noise.

2.05.02 Northport Natural and Medium drawer fronts have the same construction as Northport doors.

2.05.03 Northport White doors and drawer fronts shall be constructed the same as Northport Natural and Medium. However, Northport White shall have white melamine front and back surfaces. Northport White shall have Natural finish oak wood-grain melamine edge-band soft-formed handle. Northport White shall also utilize the same self-closing hinge as Northport Natural and Medium.

NOTE: Northport cabinets have "full-overlay" contemporary styling where the doors and drawers conceal the cabinet front frame. Extra attention must be given to clearances in corners and nearby appliances when planning a kitchen with these cabinets.

2.05.04 Milbridge II doors shall have $\frac{3}{4}$ " thick and 2" wide solid red oak stiles and rails joined at the four corners with open mortise-and-tenon joints. The joints shall be bonded with adhesive. The frame shall be molded with a double-bead detail on the inside edge and a coved/reverse bevel shall be machined on the top and bottom to serve as a finger grip. Sides shall carry a square edge profile. The flat center panel is $\frac{5}{32}$ " thick plywood with rotary sliced red oak veneer on both sides and is retained by a groove machined in the frame components. Doors shall have pliable bumpers to dampen noise.

2.05.05 Pemberton II doors shall have $\frac{3}{4}$ " thick x 2" wide solid red oak stiles and rails joined at the four corners with open mortise-and-tenon joints. The joints shall be bonded with adhesive. The frame shall be molded with a double-bead detail on the inside edge; and a coved/reverse bevel shall be machined on the top and bottom to serve as a finger grip. Sides shall carry a square edge profile. The raised center panel shall consist of a industrial grade engineered wood core with its edges machined in a coved shape. Both sides shall be covered with rotary sliced red oak veneer. The veneer shall be bonded to the substrate using adhesive, heat and pressure. The resulting panel has the appearance of solid hardwood without

Framed Cabinet Specifications

the inherent problems of shrinkage and splitting. The panel is retained by a groove machined in the edge of the door frame components. Doors shall have pliable bumpers to dampen noise.

- 2.05.06 All Milbridge II and Pemberton II cabinet drawer fronts shall be $\frac{3}{4}$ " thick glued-up, solid red oak.
- 2.05.07 Rutland II doors and drawer fronts are $\frac{5}{8}$ " thick industrial grade engineered wood laminated with water and household chemical/abrasion resistant white low pressure melamine. The white color has been developed specifically to provide maximum opacity and match the white used for most major appliances and countertop materials. The edges of doors and drawer fronts are edgebanded with a PVC edgebanding custom color matched to the front and back surfaces.
- 2.05.08 Mountain Mist doors and drawer fronts are $\frac{5}{8}$ " thick furniture grade Medium Density Fiberboard (MDF). The one-piece Medium Density Fiberboard is precision machined to exact tolerances. The component is laminated on the front side and edges with a 14 mil vinyl foil that is thermo-formed to the door face/drawer front. The back of the component is laminated with water and abrasion resistant white melamine. Front and back surfaces are color-matched and have been developed to provide the maximum opacity and resistant to abrasion, water and household chemicals and yellowing.
- 2.05.09 Sundale doors have $\frac{3}{4}$ " thick x $1\frac{3}{4}$ " wide solid maple stiles and rails joined at the four corners with open mortise-and-tenon joints. The joints shall be secured with pins and adhesive. A 15° reverse bevel shall be machined on the top and bottom edges to serve as a finger grip. Sides shall carry a square edge profile. All front outside edges and back vertical edges are slightly rounded. Frame inside edges are beveled at 25° as an added visual feature. The flat center panel is $\frac{5}{32}$ " thick plywood with plain-sliced maple veneer on both sides and is retained by a groove machined in the frame components. Doors shall have pliable bumpers to dampen closure noise.
- 2.05.10 Sundale drawer fronts shall be $\frac{3}{4}$ " thick glued-up, solid maple. A 15° reverse bevel shall be machined on the top and bottom edges to serve as a finger grip. Sides shall carry a square edge profile. All front outside edges and back vertical edges are slightly rounded. Drawer fronts shall have pliable bumpers to dampen closure noise.

2.06 Hinges.

- 2.06.01 **All hinges have a LIMITED LIFETIME WARRANTY to the original purchaser.** See Merillat warranty for limitations.
- 2.06.02 All cabinet doors shall be mounted on concealed, nickel-finished self-closing hinges. Doors will self-close within 10 degrees of cabinet face. Milbridge II, Pemberton II and Sundale hinges shall have 2-way (vertical only) adjustment and an opening angle of 105 degrees. Sundale 27" wide butt doors shall use hinges with six-way (vertical, horizontal and front-to-back) adjustability and an opening angle of 105 degrees. All Mountain Mist, Northport and Rutland II hinges shall have six-way (vertical, horizontal and front-to-back) adjustability and an opening angle of 107 degrees.

2.07 Finishes

- 2.07.01 Milbridge II and Pemberton II oak cabinets are available in Cider and Medium stain finishes. All finishes contain pigments that accentuate the grain. Oak components shall be sanded to prepare the surface for staining. Sundale cabinets are available in

maple in two stain finishes, Toffee and cherry-like Paprika. Both finishes contain pigments that accentuate the grain. Face components shall be sanded to prepare the surface for staining. The penetrating stain shall be applied with a variety of specially designed spray equipment (door and drawer fronts), mechanical spray devices (frames) or hand-spray equipment (accessories) tailored specifically to the type of part being finished. The stain is brush-wiped into the pores of the maple to develop the desired color. A vinyl sealer coat shall be applied to prevent the maple from taking on or giving up moisture which could cause warping and cracking. The sealer also helps to bond the top coat to the product. The sealer shall be lightly sanded to prepare the surface for top coating. The heat activated catalyzed conversion top coat creates a durable envelope protecting the wood from chemicals, abrasion and detergents.

3.01 Fire Resistance

- 3.01.01 Overlaid engineered wood used for cabinet construction has been tested in accordance with UL standard recognized-ASTME 162-90-Standard Test Method for Surface Flammability of Materials, using a radiant heat energy source, and HUD Standard 3280.203, .204 and .209.

4.01 Formaldehyde Emissions Levels

- 4.01.01 Formaldehyde emissions comply with requirements of 24 CFR, Part 3280 (August 9, 1984), the HUD rule on Manufactured Home Construction and Safety Standards and 29 CFR Part 1910 (May 27, 1992), the OSHA rule on Occupational Exposure to Formaldehyde.
- 4.01.02 Formaldehyde emissions for raw engineered wood is restricted to 0.3 parts per million.
- 4.01.03 Formaldehyde emissions of Merillat Essentials cabinets comply with requirements of modified ASTM E 1330-90 as tested by HPMa and calculation as to home exposure to formaldehyde. Formaldehyde emissions for cabinets installed in a typical house shall not exceed 0.1 ppm OSHA formaldehyde limits.

5.01 Installation

- 5.01.01 Contractor shall verify all on-site dimensions and notify supplier of any variances or changes.
- 5.01.02 Install cabinets as indicated on the drawings. Install plumb and level with all joints tight, in accordance with instructions shipped with cabinets.
- 5.01.03 Shim cabinets as required and trim with molding to match cabinets.
- 5.01.04 Secure to walls with screws embedded one inch minimum in solid wood framing or blocking.
- 5.01.05 Install miscellaneous hardware and accessories as indicated on the drawings.
- 5.01.06 Clean cabinets and leave in perfect operating order with all doors, shelves and drawers aligned and plumb.

In keeping with our policy of continuous refinement, Masco Cabinetry LLC reserves the right to alter specifications and styles without general notice or obligation to make similar changes in products previously manufactured.



WARNING: This product contains chemicals known to the State of California to cause cancer.

5-Year Limited Warranty/The Beauty of Natural Wood

Merillat Essentials® 5-Year Limited Warranty

Masco Cabinetry LLC warrants to the original consumer purchaser that our Merillat Essentials® cabinetry will be free from defects in material and workmanship under normal use for a period of FIVE (5) YEARS from date of purchase. This warranty is not transferable. No representative of Merillat has the authority to modify this warranty.

As with other natural materials, wood is affected by environmental factors such as natural and artificial lighting. Darkening or mellowing of the wood can be expected and is a natural process of wood as it ages. Each wood specie also exhibits its own distinctive patterns and characteristics which add to its natural beauty. These variations in color and characteristics are not considered imperfections or defects. This warranty does not cover the natural aging and darkening of wood color nor does it apply to the inherent growth characteristics of wood.

We further provide a LIMITED LIFETIME WARRANTY to the original purchaser on the door hinges and drawer glides for as long as you own the product. This LIMITED LIFETIME WARRANTY provides that the door hinges and drawer glides will be free from defects in material and workmanship under normal use. Replacement hinges and drawer glides are subject to their availability from our suppliers.

Masco Cabinetry LLC may elect to repair or replace any defective Merillat product covered by our warranty. Our warranty does not cover defects caused by misuse, abuse, negligence, alterations, environmental conditions, improper installation, storage and handling, nor any labor expenses.

From time to time, we will change design, specifications and materials as conditions require and improvements are developed, but we have no obligation to incorporate such changes in products we previously manufactured.

TO THE EXTENT PERMITTED BY LAW, ANY IMPLIED WARRANTIES, INCLUDING THE IMPLIED WARRANTIES OF MERCHANTABILITY AND FITNESS FOR A PARTICULAR PURPOSE, ARE LIMITED TO THE DURATION OF THIS EXPRESS WARRANTY. THIS WARRANTY EXCLUDES ANY INCIDENTAL OR CONSEQUENTIAL DAMAGES.

This warranty is only valid in the United States of America. Some states do not allow limitations on how long an implied warranty lasts or the exclusion or limitation of incidental or consequential damages, so the above limitations or exclusion may not apply. This warranty gives you specific legal rights, and you may also have other rights which vary from state to state.

To obtain performance under this warranty, the purchaser must contact the Merillat supplier and report, in writing, all defects claimed. If you have difficulty obtaining assistance, write to: Merillat Essentials® Warranty Department, Masco Cabinetry LLC P.O. Box 1946, Adrian, Michigan 49221.

DeNova Beginnings® Stock Vanity Tops Residential 1 Year Limited Warranty

DeNova Beginnings® Vanity Top Warranty

Masco Cabinetry LLC warrants to the original consumer purchaser that our DeNova Beginnings® vanity tops will be free from defects in material and workmanship for a period of One (1) Year from the date of purchase as described below.

DeNova Natural Granite and Natural Marble vanity tops are created by nature, exact color match to store samples at point of purchase cannot be guaranteed. This warranty does not cover the natural characteristics of stone, which include but are not limited to, color variations, water lines or surface marks and blemishes.

DeNova Natural Granite and Natural Marble Vanity Top Staining Warranty

We warrant to the original consumer purchaser that our DeNova Beginnings Natural Granite and Natural Marble vanity tops will be free from food and beverage related staining for a period of one year from the date of installation as described below.

Warranty requirements

To be eligible for this warranty, you must

- purchase the countertop from an authorized DeNova reseller for your own personal use;
- have it installed by an authorized DeNova installer for indoor use as a horizontal countertop;
- maintain the countertop in accordance with the DeNova Care & Maintenance Guide; and
- not remove the countertop after its original installation.

Additional copies of the Care in Use Guide may be requested from any DeNova Authorized Installer or by calling Customer Care at 517-263-0771.

How To Get Service

To obtain performance under this warranty, you must contact the DeNova reseller and report, in writing, all defects claimed and provide the original sales receipt or other documentation acceptable to Masco Cabinetry LLC that demonstrates proof of purchase showing both the date of purchase and the date of installation by a DeNova authorized installer. If you have difficulty obtaining assistance, write to DeNova Warranty Department, Masco Cabinetry LLC, P.O. Box 1946, Adrian, Michigan 49221.

Manufacturer's Obligation Under Warranty

Masco Cabinetry LLC may elect to repair or to replace any defective DeNova product covered by our warranty. Our warranty does not cover defects caused by misuse, abuse, negligence, alterations, outdoor use, commercial use, or improper installation, storage and handling. "Commercial use" includes, but is not limited to, use in an apartment, store, office or other place of business. The visibility of any seams and seam failure due to settling or structural issues is not covered.

From time to time, we will change design, specifications and materials as conditions require and improvements are developed, but we have no obligation to incorporate such changes in products we previously manufactured.

TO THE EXTENT PERMITTED BY LAW, ANY IMPLIED WARRANTIES, INCLUDING THE IMPLIED WARRANTIES OF MERCHANTABILITY AND FITNESS FOR A PARTICULAR PURPOSE, ARE LIMITED TO THE DURATION OF THIS EXPRESS WARRANTY. Some states do not allow limitations on how long an implied warranty lasts, so the above limitation may not apply to you.

TO THE EXTENT PERMITTED BY LAW, THIS WARRANTY EXCLUDES ANY INCIDENTAL OR CONSEQUENTIAL DAMAGES, INCLUDING BUT NOT LIMITED TO LABOR CHARGES. Some states do not allow the exclusion or limitation of incidental or consequential damages, so the above limitation or exclusion may not apply to you.

This warranty gives you specific legal rights, and you may also have other rights which vary from state to state. This warranty is only valid in the United States of America. This warranty is not transferable. No changes or modifications can be made to this warranty except by an officer of Masco Cabinetry LLC.

The Beauty of Natural Wood

The natural hardwoods we use in our product have characteristics that make every cabinet both beautiful and unique. All hardwoods have their own personality, and variation in color, texture, and grain pattern are an inherent part of this natural material.

Natural hardwood variations often include distinctive grain patterns or unusual shadings in color. These reflect the "life history" of the tree and contribute to the unique look of your cabinets.

As with other natural materials, your hardwood cabinets will be affected by environmental factors such as natural and artificial lightening, so you can expect to see the color gradually change and mellow over time.

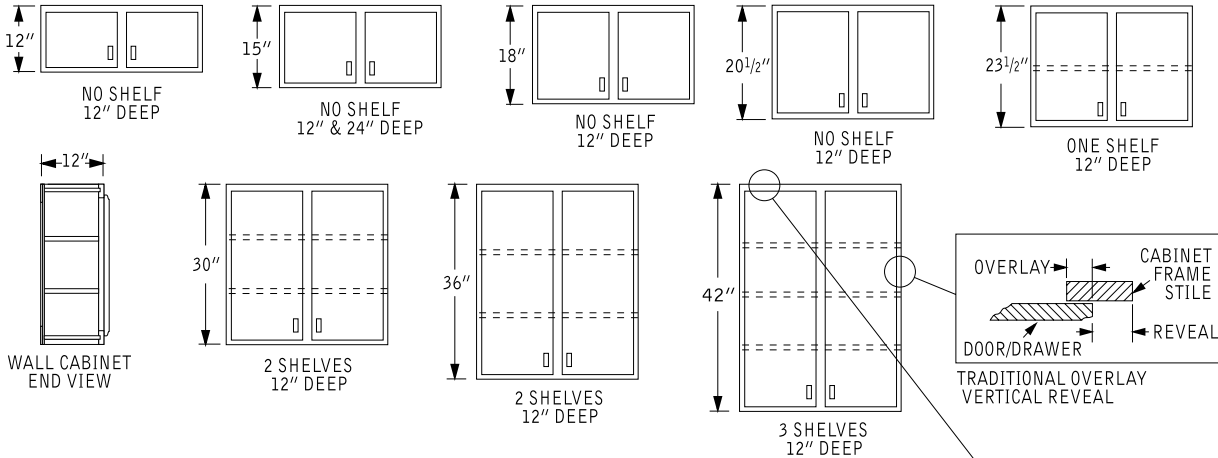
Your satisfaction is important to us, and we want you to feel as good about buying our cabinets as we do about making them. Be assured only the best materials go into our natural hardwood cabinetry, including those hardwoods that may be considered unique. Because, at Masco Cabinetry LLC, we believe natural distinctive hardwoods are beautiful.

Due to the unique qualities inherent in the natural hardwoods used in this cabinetry, neither Masco Cabinetry LLC, nor your dealer, can be responsible for the actual degree of variation that may characterize your cabinetry purchase.

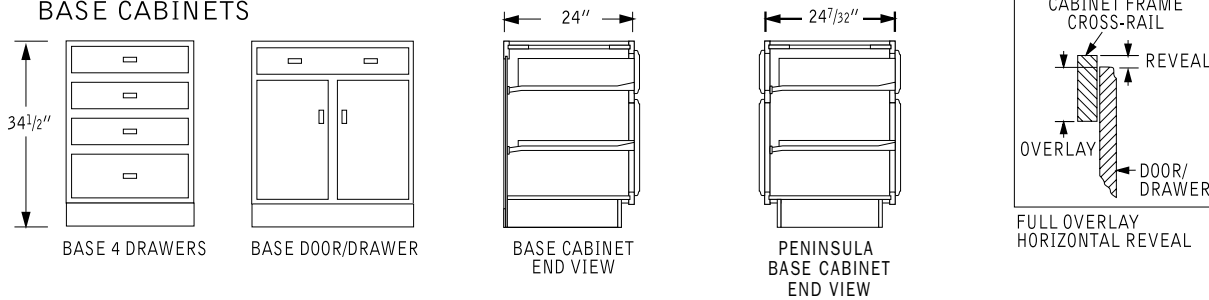
Framed Cabinet Dimensions

Cabinet configurations will vary by product lines.

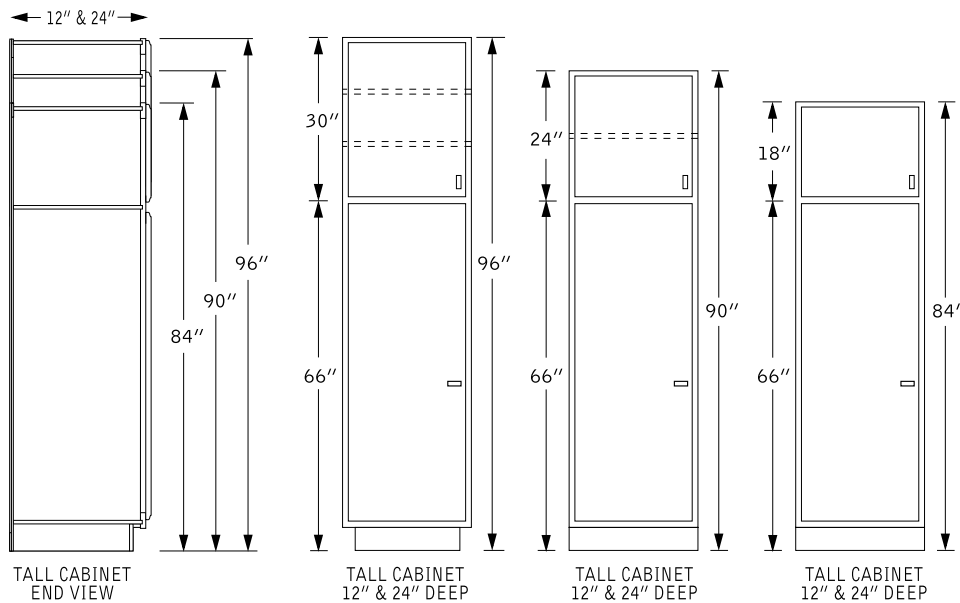
WALL CABINETS



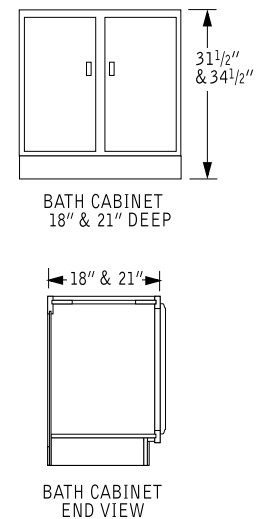
BASE CABINETS



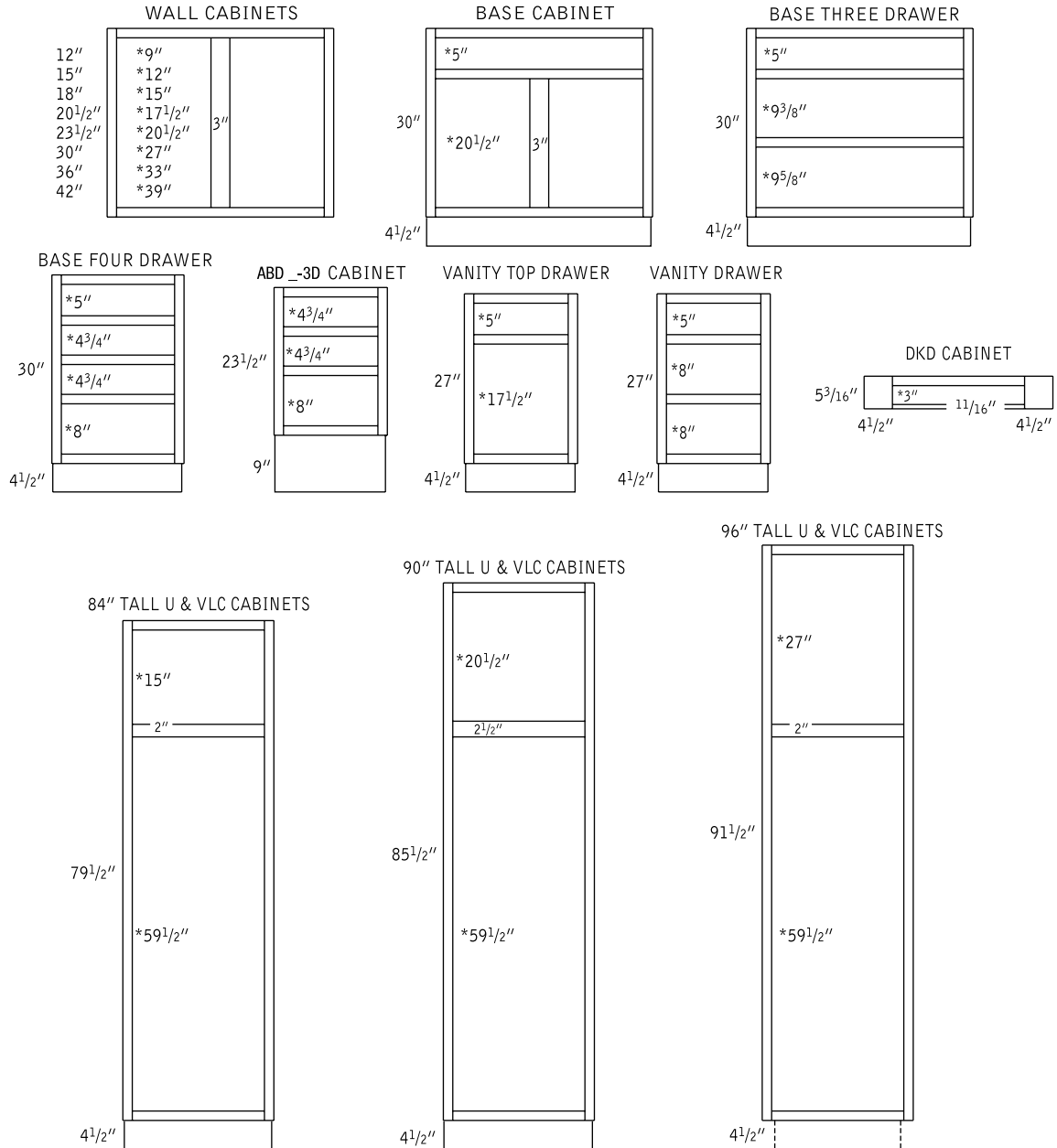
TALL CABINETS



BATH CABINETS



Face Frame Opening Dimensions



Notes:

1. *Vertical face frame opening size.
2. All end stiles are 1 1/2" wide except for Oven Cabinets (3") and 59 1/2" wide bath cabinets (17/8").
3. All rails are 1 1/2" wide except as noted in the illustrations above.
4. All double door cabinets have a 3" wide center stile for support. See individual cabinet specifications for exceptions; i.e. butt door cabinets.
5. Shelves not shown.
6. See Wall Blind Corner Details on page 54 for WBC face frame opening dimensions.
7. See Base Blind Corner Details on page 55 for BBC face frame opening dimensions.
8. See Oven Cabinet Cutout Dimensions on pages 30 and 31 for OCS and OCU face frame opening dimensions.
9. Specifications subject to change without notice.

Index

Product Code	Description	Page
ABD	Access Base Three Drawer	29
AB	Access Base	29
AGTD	Appliance Garage Tambour Diagonal	12
AGTS	Appliance Garage Tambour Straight	12
AOSC	135° Angled Outside Corner Molding	47
ATKCL	Access Toekick Cover — Laminate	7, 29
B	Base	17, 18
BBC	Base Blind Corner	20, 55
BCD	Base Combination Drawer	19
BCFS	Base Corner Fixed Shelf	21
BCR	Base Corner Revolving	21
BD	Base Drawer	19
BEP	Base End Panel	24
BEPF	Base End Panel Filler	23
BF	Base Filler	23
BFC	Base Filler Corner	23
BLS	Base Lazy Susan	21
BTK	Standard Base Tray Kit	27
BWB	Base Wastebasket	25
CCK	Cabinet Care Kit	52
CCM	Classic Crown Molding	46
CCPC	Cabinet Cleaning and Polishing Cloths	52
CDC	Cabinet Dusting Cloths	52
CM	Crown Molding	45
CR	Chair Rail Molding	45
CTC	Contemporary Crown Molding	46
CTD	Countertop Molding - Decorative Edge	45
CTR	Countertop Molding - Radius Edge	45
DEP	Desk End Panel	22
DIP	Drop-In Panel	25
DKD	Desk Knee Drawer	22
DKDT	Desk Knee Drawer Trimmable	22
DM	Dentil Molding	46
DPK	Drawer Partition Kit	26
DWP	Dishwasher Panel	24
EB	Edgebanding	52
FS	Fill Stick	52
HK	Hardware Knob	51
HP	Hardware Pull	51
HSD	Heat Shield	26
HTK-U	Hardware Template Kit-Universal	51
ICM	Inside Corner Molding	47
MC	Medicine Cabinet	40
MM	Mirror Molding	47
NBM	Narrow Batten Molding	45
OCO	Open Cube Organizer	13
OCS	Oven Cabinet Single	30
OCSP	Oven Cabinet Support Platform	34
OCU	Oven Cabinet Universal	31
ODK	Oven Drawer Kit	32
OSC	Outside Corner Molding	47
PB	Panel Backer	24, 25
PB	Peninsula Base	20

Product Code	Description	Page
QCST	Quart Clear Sealer/Topcoat	52
QP	Quart Paint	52
QR	Quarter Round Molding	48
QST	Quart Stain	52
RCM	Radius Cabinet Molding	48
RM	Rope Molding	50
SB	Sink Base	15, 16
SBP	Single Bead Pilaster	49
SBT	Single Bead Trim	49
SCM	Soffit Crown Molding	46
SCV	Scribe Cove Molding	48
SF	Sink Front	15, 17
SFA	Sink Front Angle	16
SFB	Sink Front Bottom	28
SFDB	Sink Front Diagonal Bottom	28
SHO	Shoe Molding	49
SM	Scribe Molding	48
SWEOS	Solid Wood Wall End Open Shelf	13
SWS	Solid Wood Stock	50
TB	Towel Bar	26
TEP	Tall End Panel	33
TEPF	Tall End Panel Filler	33
TF	Tall Filler	33, 41
TKCL	Toekick Cover — Laminate	7, 50
TP	Touch-Up Pen	52
TUK	Touch-Up Kit	52
TVMC	Tri-View Medicine Cabinet	41
U	Utility — Cabinet	32
UCM	Under Cabinet Molding	50
UCS	Under Cabinet Shelf	13
UCSC	Under Cabinet Shelf Corner	13
UF	Utility Front	40
USK	Utility Shelf Kit	34
UTK	Utility Tray Kit	26
V	Valance	14
VB	Vanity Base	35, 36
VCD	Vanity Combination Drawer	38, 39
VD	Vanity Drawer	38
VF	Vanity Filler	41
VLC	Vanity Linen Cabinet	39
VLSK	Vanity Linen Shelf Kit	44
VSB	Vanity Sink Base	36, 37
VSF	Vanity Sink Front	39
VT	DeNova Beginnings® Stock Vanity Tops	42
VTK	Vanity Tray Kit	43
VTKS	Vanity Tray Kit Space Saver	44
W	Wall	8
WA	Wall Angle	10
WBC	Wall Blind Corner	9, 10, 54
WEP	Wall End Panel	11
WF	Wall Filler	11
WFC	Wall Filler Corner	11
WR	Wall Refrigerator 24" Deep	9
WSM	Wide Scribe Molding	49
ACCESS DFA	Door and Frame Assembly Sales Samples	21

Merillat Essentials Product Acronym Legend

Name	Old Acronym	Door Style	Specie	Door Shape	Color	Accent/ Glaze	Drawer Front
Millbridge II	MOSC	MLB	RO	S	CD	NON	S
Millbridge II	MOSM	MLB	RO	S	MD	NON	S
Mountain Mist	MLSW	MTM	TH	S	WH	NON	S
Northport	NDMM	NPT	LM	B	MD	NON	S
Northport	NONN	NPT	LM	B	NA	NON	S
Northport	NOWN	NPT	LM	B	WH	NON	S
Pemberton II	POSC	PMB	RO	S	CD	NON	S
Pemberton II	POSM	PMB	RO	S	MD	NON	S
Rutland II	RLII	RTL	LM	B	WH	NON	S
Sundale	SMSP	SND	FM	S	PP	NON	S
Sundale	SMST	SND	FM	S	TF	NON	S

Notes





Masco Cabinetry LLC Five Year Limited Warranty

Masco Cabinetry LLC warrants to the original consumer purchaser that our MERILLAT Essentials® cabinetry will be free from defects in material and workmanship under normal use for a period of FIVE (5) YEARS from date of purchase. This warranty is not transferable. No changes or modifications can be made to this warranty except by an officer of Masco Cabinetry LLC.

As with other natural materials, wood is affected by environmental factors such as natural and artificial lighting. Darkening or mellowing of the wood can be expected and is a natural process of wood as it ages. Each wood specie also exhibits its own distinctive patterns and characteristics which add to its natural beauty. These variations in color and characteristics are not considered imperfections or defects. This warranty does not cover the natural aging and darkening of wood color nor does it apply to the inherent growth characteristics of wood.

We further provide a LIMITED LIFETIME WARRANTY to the original purchaser on the door hinges and drawer glides for as long as you own the product. This LIMITED LIFETIME WARRANTY provides that the door hinges and drawer glides will be free from defects in material and workmanship under normal use. Replacement hinges and drawer glides are subject to their availability from our suppliers.

Masco Cabinetry LLC may elect to repair or replace any defective MERILLAT product covered by our warranty. Our warranty does not cover defects caused by misuse, abuse, negligence, alterations, environmental conditions, improper installation, storage and handling, nor any labor expenses.

From time to time, we will change design, specifications and materials as conditions require and improvements are developed, but we have no obligation to incorporate such changes in products we previously manufactured.

TO THE EXTENT PERMITTED BY LAW, ANY IMPLIED WARRANTIES, INCLUDING THE IMPLIED WARRANTIES OF MERCHANTABILITY AND FITNESS FOR A PARTICULAR PURPOSE, ARE LIMITED TO THE DURATION OF THIS EXPRESS WARRANTY. Some states do not allow limitations on how long an implied warranty lasts, so the above limitations or exclusion may not apply to you.

TO THE EXTENT PERMITTED BY LAW, THIS WARRANTY EXCLUDES ANY INCIDENTAL OR CONSEQUENTIAL DAMAGES. Some states do not allow the exclusion or limitation of incidental or consequential damages so the above limitation or exclusion may not apply to you.

This warranty is only valid in the United States of America. This warranty gives you specific legal rights, and you may also have other rights that vary from state to state.

To obtain performance under this warranty, you must contact the Merillat Essentials supplier and report, in writing, all defects claimed. If you have difficulty obtaining assistance, write to: Merillat Essentials Warranty Department, Masco Cabinetry LLC, 4600 Arrowhead Drive, Ann Arbor, MI 48105

Warranty effective with orders placed 01/05/09 and after.

VISIT US.



Merillat.com
MerillatRoundtable.com

